

INPATIENT REPORT


Filter Definition

Filter	Choice(s)
Discharge Date	From 07/01/2007 To 09/30/2007


INPATIENT REPORT


HCAHPS Summary Information

Global DOMAIN Question	n	%	All DB N = 1614	Large PG DB N = 1023	150-299 Bed Grp N = 412	% Top Box	
Global Rating Item Rate hospital 0-10						'9-10'	
	0	0%	1%	1%	1%	71	
	1	1%	0%	0%	0%	64	
	2	0%	1%	1%	1%	63	
	3	0%	1%	1%	1%	62	
	4	0%	1%	1%	1%		
	5	2%	3%	4%	4%		
	6	2%	3%	3%	3%		
	7	5%	8%	8%	8%		
	8	20%	18%	18%	19%		
	9-10	71%	64%	63%	62%		
	Total	132					
			Top Box				
			%ile rank	81	86	89	
Global Rating Item Recommend this hospital						'Definitely yes'	
Definitely no	0	0%	2%	2%	2%	76	
Probably no	1	1%	4%	4%	4%	67	
Probably yes	31	23%	27%	27%	28%	67	
Definitely yes	101	76%	67%	67%	66%	66	
	Total	133					
			Top Box				
			%ile rank	79	81	83	
COMM W/ NURSES						'Always'	
Never		0%	1%	1%	1%	80	
Sometimes		3%	5%	5%	5%	74	
Usually		17%	21%	22%	21%	72	
Always		80%	74%	72%	72%	72	
			Top Box				
			%ile rank	84	92	92	
Nurses treat with courtesy/respect						'Always'	
Never	0	0%	0%	0%	0%	90	
Sometimes	2	1%	3%	4%	4%	81	
Usually	12	9%	15%	16%	16%	80	
Always	120	90%	81%	80%	80%	80	
	Total	134					
			Top Box				
			%ile rank	92	98	98	
Nurses listen carefully to you						'Always'	
Never	0	0%	1%	1%	1%	70	
Sometimes	6	4%	5%	6%	6%	70	
Usually	34	25%	24%	25%	25%	69	
Always	94	70%	70%	69%	69%	69	
	Total	134					
			Top Box				
			%ile rank	49	58	54	

 Your Top Box percentage

 Large PG Database

 All DB

 Bedsizes 150-299

INPATIENT REPORT

HCAHPS Summary Information

Global DOMAIN	Question	n	%	All DB N = 1614	Large PG DB N = 1023	150-299 Bed Grp N = 412	% Top Box
Global DOMAIN	Nurses expl in way you understand						'Always'
	Never	1	1%	1%	1%	1%	
	Sometimes	3	2%	6%	6%	6%	
	Usually	24	18%	23%	24%	24%	
	Always	105	79%	70%	69%	69%	
	Total	133					
Top Box							
%ile rank				93	97	98	
RESPONSE OF HOSP STAFF	Never		1%	3%	3%	4%	
	Sometimes		6%	10%	11%	11%	
	Usually		25%	27%	28%	27%	
	Always		69%	60%	58%	59%	
	Total						
Top Box							
%ile rank				82	93	92	
Screening Item	Never pressed call button						
	Checked	14	10%	14%	14%	14%	
	Unchecked	121	90%	86%	86%	86%	
	Total	135					
Call button help soon as wanted it	Never	0	0%	2%	2%	2%	
	Sometimes	7	6%	10%	11%	11%	
	Usually	37	32%	30%	31%	30%	
	Always	73	62%	59%	56%	57%	
	Total	117					
Top Box							
%ile rank				67	81	79	
Screening Item	Need help bathroom/using bedpan						
	Yes	79	59%	53%	52%	52%	
	No	54	41%	47%	48%	48%	
	Total	133					
Help toileting soon as you wanted	Never	1	1%	5%	5%	5%	
	Sometimes	5	6%	10%	11%	11%	
	Usually	14	18%	24%	24%	24%	
	Always	59	75%	62%	60%	61%	
	Total	79					
Top Box							
%ile rank				92	96	97	
COMM W/ DOCTORS	Never		0%	1%	1%	1%	
	Sometimes		2%	4%	4%	4%	
	Usually		13%	16%	17%	17%	
	Always		85%	79%	78%	78%	
	Total						
Top Box							
%ile rank				88	95	95	

Your Top Box percentage

Large PG Database


All DB

Bedsizes 150-299


INPATIENT REPORT


HCAHPS Summary Information

Global DOMAIN Question	n	%	All DB N = 1614	Large PG DB N = 1023	150-299 Bed Grp N = 412	% Top Box
Doctors treat with courtesy/respect						'Always'
Never	0	0%	1%	1%	1%	87
Sometimes	1	1%	2%	3%	3%	86
Usually	16	12%	11%	12%	12%	85
Always	116	87%	86%	85%	85%	85
Total	133					
Top Box						
%ile rank			61	71	67	
Doctors listen carefully to you						'Always'
Never	0	0%	1%	1%	1%	86
Sometimes	3	2%	4%	5%	5%	77
Usually	15	11%	17%	18%	18%	76
Always	114	86%	77%	76%	76%	76
Total	132					
Top Box						
%ile rank			94	98	98	
Doctors expl in way you understand						'Always'
Never	0	0%	1%	1%	2%	82
Sometimes	3	2%	5%	5%	6%	73
Usually	20	15%	20%	21%	21%	72
Always	108	82%	73%	72%	72%	72
Total	131					
Top Box						
%ile rank			91	96	96	
HOSPITAL ENVIRONMENT						'Always'
Never		1%	3%	3%	3%	72
Sometimes		5%	9%	10%	9%	62
Usually		22%	27%	28%	28%	59
Always		72%	62%	59%	60%	60
Top Box						
%ile rank			89	97	98	
Room and bathroom kept clean						'Always'
Never	1	1%	2%	2%	2%	80
Sometimes	6	5%	7%	8%	8%	69
Usually	20	15%	21%	23%	22%	67
Always	106	80%	69%	67%	68%	68
Total	133					
Top Box						
%ile rank			88	96	95	
Area around room quiet at night						'Always'
Never	1	1%	3%	4%	4%	65
Sometimes	7	5%	10%	11%	11%	54
Usually	39	29%	32%	33%	33%	52
Always	87	65%	54%	52%	52%	52
Total	134					
Top Box						
%ile rank			85	93	92	
PAIN						'Always'
Never		0%	1%	1%	1%	69
Sometimes		3%	6%	7%	7%	68
Usually		28%	24%	25%	25%	68
Always		69%	68%	68%	68%	68
Top Box						
%ile rank			53	57	55	

 Your Top Box percentage

 Large PG Database


 All DB

 Bedsizes 150-299

INPATIENT REPORT


HCAHPS Summary Information

Global DOMAIN	Question	n	%	All DB N = 1614	Large PG DB N = 1023	150-299 Bed Grp N = 412	% Top Box
Screening Item	Need medicine for pain						
	Yes	104	80%	71%	72%	71%	
	No	26	20%	29%	28%	29%	
	Total	130					
Pain well controlled	Never	0	0%	1%	1%	1%	'Always' 58
	Sometimes	5	4%	7%	8%	7%	61
	Usually	42	38%	30%	30%	30%	61
	Always	65	58%	61%	61%	61%	61
	Total	112					
	Top Box	%ile rank			30	29	30
Staff do everything help with pain	Never	0	0%	1%	1%	1%	'Always' 80
	Sometimes	1	1%	5%	5%	6%	75
	Usually	22	19%	19%	19%	19%	74
	Always	91	80%	75%	74%	74%	74
	Total	114					
	Top Box	%ile rank			76	83	83
COMM RE MED	Never		8%	13%	14%	14%	'Always' 63
	Sometimes		7%	10%	10%	10%	58
	Usually		23%	19%	19%	19%	57
	Always		63%	58%	57%	57%	57
	Total						
Top Box	%ile rank			78	87	86	
Screening Item	Given medicine had not taken before						
	Yes	71	56%	61%	62%	61%	
	No	55	44%	39%	38%	39%	
	Total	126					
Tell you what new medicine was for	Never	1	1%	4%	4%	5%	'Always' 79
	Sometimes	2	3%	8%	8%	8%	71
	Usually	13	17%	17%	18%	17%	70
	Always	60	79%	71%	70%	70%	70
	Total	76					
	Top Box	%ile rank			89	93	93
Staff describe medicine side effect	Never	10	14%	22%	23%	23%	'Always' 47
	Sometimes	8	11%	12%	13%	12%	45
	Usually	21	29%	21%	21%	21%	43
	Always	34	47%	45%	43%	44%	44
	Total	73					
	Top Box	%ile rank			60	69	68

 Your Top Box percentage



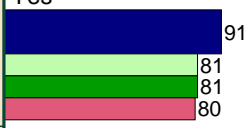
 Large PG Database


 All DB

 Bedsizes 150-299


INPATIENT REPORT


HCAHPS Summary Information

Global DOMAIN Question	n	%	All DB N = 1614	Large PG DB N = 1023	150-299 Bed Grp N = 412	% Top Box
DISCHARGE	No	9%	21%	21%	22%	'Yes' 
	Yes	91%	79%	79%	78%	
			Top Box			
			%ile rank			99 99 99
Screening Item						
Left hospital- destination						
Own home	113	84%	85%	86%	86%	
Another home	7	5%	5%	5%	5%	
Another facility	14	10%	10%	9%	9%	
Total	134					
Staff talk about help when you left	No	10	23%	24%	24%	'Yes' 
	Yes	103	77%	76%	76%	
Total	113	91%				
			Top Box			
			%ile rank			98 99 99
Info re symptoms/prob to look for						
No	10	9%	19%	19%	20%	'Yes' 
Yes	107	91%	81%	81%	80%	
Total	117					
			Top Box			
			%ile rank			96 97 97
About You Item						
Rate overall health						
Excellent	19	15%	13%	14%	14%	
Very Good	36	27%	27%	28%	27%	
Good	46	35%	31%	31%	31%	
Fair	21	16%	22%	21%	21%	
Poor	9	7%	7%	7%	7%	
Total	131					
About You Item						
Highest grade or school completed						
<= 8th grade	9	7%	7%	6%	7%	
Some high school	11	8%	11%	10%	10%	
High school grad	49	37%	34%	32%	33%	
Some college	37	28%	27%	27%	27%	
4-yr coll. grad.	16	12%	11%	12%	11%	
4+ yrs college	9	7%	11%	12%	12%	
Total	131					

 Your Top Box percentage

 Large PG Database


 All DB

 Bedsizes 150-299


INPATIENT REPORT


HCAHPS Summary Information

Global DOMAIN Question	n	%	All DB N = 1614	Large PG DB N = 1023	150-299 Bed Grp N = 412	% Top Box
About You Item Spanish,Hispanic or Latino						
Yes	0	0%	0%	0%	0%	
No	0	0%	0%	0%	0%	
Not Span/Hisp/La	110	96%	92%	91%	92%	
Puerto Rican	0	0%	1%	1%	1%	
Mex,Mex Amer,Chi	3	3%	3%	3%	3%	
Cuban	0	0%	0%	0%	1%	
Other	1	1%	3%	3%	3%	
Total	114					
About You Item Race-White						
Yes	130	96%	85%	84%	84%	
No	5	4%	15%	16%	16%	
Total	135					
About You Item Race-Black or African American						
Yes	0	0%	7%	8%	7%	
No	135	100%	93%	92%	93%	
Total	135					
About You Item Race-Asian						
Yes	0	0%	2%	2%	2%	
No	135	100%	98%	98%	98%	
Total	135					
About You Item Race-Hawaiian or Pacific Islander						
Yes	0	0%	0%	0%	0%	
No	135	100%	100%	100%	100%	
Total	135					
About You Item Race-Ameri Indian Alaska Native						
Yes	2	1%	2%	1%	1%	
No	133	99%	98%	99%	99%	
Total	135					
About You Item Language mainly speak at home						
English	131	99%	95%	95%	95%	
Spanish	0	0%	3%	4%	3%	
Other	1	1%	1%	2%	2%	
Total	132					

 Your Top Box percentage

 Large PG Database

 All DB

 Bedsizes 150-299

INPATIENT REPORT

There is no data available for the requested report.