

INPATIENT REPORT

Filter Definition

Filter	Choice(s)
Discharge Date	From 04/01/2008 To 06/30/2008


Benchmarking Definition

Benchmarking Period	04/01/2008 To 06/30/2008
---------------------	--------------------------


INPATIENT REPORT


HCAHPS Summary Information

Global DOMAIN Question	n	%	All DB N = 1715	Large PG DB N = 1054	150-299 Bed Grp N = 434	% Top Box
Global Rating Item Rate hospital 0-10						'9-10'
	0	0%	1%	1%	1%	70
	1	0%	0%	0%	1%	64
	2	1%	1%	1%	1%	62
	3	1%	1%	1%	1%	61
	4	0%	1%	1%	1%	
	5	1%	3%	4%	4%	
	6	1%	3%	3%	3%	
	7	13%	7%	8%	8%	
	8	15%	18%	18%	19%	
	9-10	70%	64%	62%	61%	
	Total	142				
			Top Box			
			%ile rank	76	82	86
Global Rating Item Recommend this hospital						'Definitely yes'
Definitely no	0	0%	2%	2%	3%	78
Probably no	1	1%	3%	4%	4%	68
Probably yes	31	22%	27%	26%	28%	68
Definitely yes	111	78%	68%	68%	66%	66
	Total	143				
			Top Box			
			%ile rank	83	85	88
COMM W/ NURSES						'Always'
Never		0%	1%	1%	1%	74
Sometimes		5%	5%	5%	5%	73
Usually		21%	21%	22%	22%	72
Always		74%	73%	72%	72%	72
			Top Box			
			%ile rank	51	61	58
Nurses treat with courtesy/respect						'Always'
Never	0	0%	0%	0%	0%	84
Sometimes	2	1%	3%	4%	4%	81
Usually	21	14%	15%	16%	16%	80
Always	123	84%	81%	80%	80%	80
	Total	146				
			Top Box			
			%ile rank	68	79	77
Nurses listen carefully to you						'Always'
Never	0	0%	1%	1%	1%	70
Sometimes	8	6%	5%	6%	6%	70
Usually	35	24%	24%	25%	25%	68
Always	102	70%	70%	68%	68%	68
	Total	145				
			Top Box			
			%ile rank	51	61	58

 Your Top Box percentage

 Large PG Database

 All DB

 Bedsizes 150-299

INPATIENT REPORT

HCAHPS Summary Information

Global DOMAIN Question	n	%	All DB N = 1715	Large PG DB N = 1054	150-299 Bed Grp N = 434	% Top Box
Nurses expl in way you understand						'Always'
Never	1	1%	1%	1%	2%	68
Sometimes	12	8%	6%	6%	6%	69
Usually	34	23%	24%	24%	24%	68
Always	98	68%	69%	68%	68%	68
Total	145					
Top Box						
%ile rank			36	39	39	
RESPONSE OF HOSP STAFF						'Always'
Never		2%	3%	4%	4%	60
Sometimes		9%	10%	11%	11%	60
Usually		28%	27%	28%	28%	57
Always		60%	60%	57%	57%	57
Top Box						
%ile rank			54	66	62	
Screening Item						
Never pressed call button						
Checked	9	6%	13%	13%	13%	
Unchecked	138	94%	87%	87%	87%	
Total	147					
Call button help soon as wanted it						'Always'
Never	1	1%	2%	2%	2%	57
Sometimes	18	13%	10%	11%	11%	58
Usually	38	28%	30%	31%	31%	55
Always	77	57%	58%	55%	55%	55
Total	134					
Top Box						
%ile rank			49	62	57	
Screening Item						
Need help bathroom/using bedpan						
Yes	85	61%	53%	52%	52%	
No	54	39%	47%	48%	48%	
Total	139					
Help toileting soon as you wanted						'Always'
Never	3	3%	5%	5%	5%	63
Sometimes	5	6%	10%	11%	11%	61
Usually	25	28%	24%	25%	25%	59
Always	57	63%	61%	59%	59%	59
Total	90					
Top Box						
%ile rank			58	68	64	
COMM W/ DOCTORS						'Always'
Never		0%	1%	1%	1%	83
Sometimes		3%	4%	4%	4%	79
Usually		14%	16%	17%	17%	78
Always		83%	79%	78%	77%	77
Top Box						
%ile rank			78	88	87	

Your Top Box percentage

Large PG Database


All DB

Bedsizes 150-299


INPATIENT REPORT


HCAHPS Summary Information

Global DOMAIN Question	n	%	All DB N = 1715	Large PG DB N = 1054	150-299 Bed Grp N = 434	% Top Box
Doctors treat with courtesy/respect						'Always'
Never	0	0%	1%	1%	1%	90
Sometimes	3	2%	2%	3%	3%	86
Usually	11	8%	11%	12%	12%	85
Always	130	90%	86%	85%	84%	84
Total	144					
Top Box						
%ile rank			83	92	92	
Doctors listen carefully to you						'Always'
Never	0	0%	1%	1%	1%	82
Sometimes	5	4%	4%	5%	5%	77
Usually	20	14%	17%	18%	18%	76
Always	117	82%	77%	76%	75%	75
Total	142					
Top Box						
%ile rank			81	90	90	
Doctors expl in way you understand						'Always'
Never	2	1%	1%	1%	2%	76
Sometimes	3	2%	5%	5%	6%	73
Usually	30	21%	20%	21%	21%	72
Always	109	76%	73%	72%	72%	72
Total	144					
Top Box						
%ile rank			65	73	74	
HOSPITAL ENVIRONMENT						'Always'
Never		1%	3%	3%	3%	70
Sometimes		4%	9%	10%	10%	61
Usually		24%	27%	29%	28%	58
Always		70%	61%	58%	58%	58
Top Box						
%ile rank			87	97	96	
Room and bathroom kept clean						'Always'
Never	0	0%	2%	2%	2%	74
Sometimes	10	7%	7%	8%	8%	69
Usually	28	19%	22%	23%	23%	66
Always	107	74%	69%	66%	67%	67
Total	145					
Top Box						
%ile rank			72	86	85	
Area around room quiet at night						'Always'
Never	4	3%	3%	4%	4%	67
Sometimes	3	2%	11%	12%	12%	53
Usually	41	28%	33%	34%	34%	50
Always	97	67%	53%	50%	50%	50
Total	145					
Top Box						
%ile rank			89	95	95	
PAIN						'Always'
Never		1%	1%	1%	1%	69
Sometimes		6%	6%	7%	7%	68
Usually		23%	25%	25%	25%	67
Always		69%	68%	67%	67%	67
Top Box						
%ile rank			59	64	63	

 Your Top Box percentage

 Large PG Database


 All DB

 Bedsizes 150-299


INPATIENT REPORT


HCAHPS Summary Information

Global DOMAIN	Question	n	%	All DB N = 1715	Large PG DB N = 1054	150-299 Bed Grp N = 434	% Top Box
Screening Item	Need medicine for pain						
	Yes	102	74%	70%	71%	70%	
	No	36	26%	30%	29%	30%	
	Total	138					
Pain well controlled	Never	1	1%	1%	1%	1%	'Always' 62
	Sometimes	8	7%	7%	8%	8%	61
	Usually	34	30%	31%	31%	30%	60
	Always	69	62%	61%	60%	60%	60
	Total	112					
	Top Box	%ile rank			54	56	56
Staff do everything help with pain	Never	1	1%	1%	1%	1%	'Always' 77
	Sometimes	6	5%	5%	6%	6%	75
	Usually	19	17%	19%	19%	20%	74
	Always	89	77%	75%	74%	74%	74
	Total	115					
	Top Box	%ile rank			64	71	71
COMM RE MED	Never		9%	13%	14%	14%	'Always' 57
	Sometimes		11%	10%	11%	11%	57
	Usually		23%	20%	20%	20%	56
	Always		57%	57%	56%	56%	56
	Total						
Top Box	%ile rank			46	53	53	
Screening Item	Given medicine had not taken before						
	Yes	94	67%	61%	62%	62%	
	No	47	33%	39%	38%	38%	
	Total	141					
Tell you what new medicine was for	Never	4	4%	4%	4%	4%	'Always' 67
	Sometimes	9	9%	8%	8%	9%	70
	Usually	19	20%	18%	18%	18%	69
	Always	65	67%	70%	69%	69%	69
	Total	97					
	Top Box	%ile rank			28	31	34
Staff describe medicine side effect	Never	14	14%	22%	23%	24%	'Always' 46
	Sometimes	12	12%	12%	13%	13%	45
	Usually	27	27%	21%	21%	21%	43
	Always	46	46%	45%	43%	43%	43
	Total	99					
	Top Box	%ile rank			61	72	72

 Your Top Box percentage


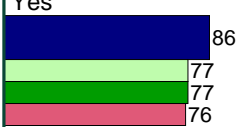
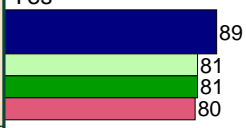
 Large PG Database


 All DB

 Bedsizes 150-299


INPATIENT REPORT


HCAHPS Summary Information

Global DOMAIN Question	n	%	All DB N = 1715	Large PG DB N = 1054	150-299 Bed Grp N = 434	% Top Box
DISCHARGE	No	13%	21%	21%	22%	'Yes' 
	Yes	87%	79%	79%	78%	
			Top Box			
			%ile rank			
			93	95	96	
Screening Item						
Left hospital- destination						
Own home	116	82%	85%	85%	85%	
Another home	5	4%	5%	5%	5%	
Another facility	21	15%	10%	10%	10%	
Total	142					
Staff talk about help when you left	No	14%	23%	23%	24%	'Yes' 
	Yes	86%	77%	77%	76%	
			Top Box			
			%ile rank			
			91	94	94	
Info re symptoms/prob to look for						
No	14	11%	19%	19%	20%	'Yes' 
Yes	108	89%	81%	81%	80%	
Total	122					
			Top Box			
			%ile rank			
			88	89	91	
About You Item						
Rate overall health						
Excellent	22	15%	13%	13%	13%	
Very Good	39	27%	26%	27%	27%	
Good	41	28%	31%	31%	31%	
Fair	33	23%	22%	21%	22%	
Poor	10	7%	8%	7%	7%	
Total	145					
About You Item						
Highest grade or school completed						
<= 8th grade	8	6%	7%	6%	7%	
Some high school	15	11%	11%	10%	11%	
High school grad	55	39%	34%	32%	34%	
Some college	38	27%	27%	27%	27%	
4-yr coll. grad.	13	9%	11%	12%	11%	
4+ yrs college	13	9%	11%	12%	11%	
Total	142					

 Your Top Box percentage

 Large PG Database


 All DB

 Bedsizes 150-299


INPATIENT REPORT


HCAHPS Summary Information

Global DOMAIN Question	n	%	All DB N = 1715	Large PG DB N = 1054	150-299 Bed Grp N = 434	% Top Box
About You Item Spanish,Hispanic or Latino						
Yes	0	0%	0%	0%	0%	
No	0	0%	0%	0%	0%	
Not Span/Hisp/La	122	96%	93%	92%	92%	
Puerto Rican	0	0%	1%	1%	1%	
Mex,Mex Amer,Chi	0	0%	3%	3%	3%	
Cuban	0	0%	0%	0%	0%	
Other	5	4%	3%	3%	3%	
Total	127					
About You Item Race-White						
Yes	144	98%	84%	83%	84%	
No	3	2%	16%	17%	16%	
Total	147					
About You Item Race-Black or African American						
Yes	0	0%	7%	8%	8%	
No	147	100%	93%	92%	92%	
Total	147					
About You Item Race-Asian						
Yes	0	0%	2%	2%	2%	
No	147	100%	98%	98%	98%	
Total	147					
About You Item Race-Hawaiian or Pacific Islander						
Yes	0	0%	0%	0%	0%	
No	147	100%	100%	100%	100%	
Total	147					
About You Item Race-Ameri Indian Alaska Native						
Yes	4	3%	2%	1%	1%	
No	143	97%	98%	99%	99%	
Total	147					
About You Item Language mainly speak at home						
English	144	100%	96%	95%	95%	
Spanish	0	0%	3%	3%	3%	
Other	0	0%	1%	2%	2%	
Total	144					

 Your Top Box percentage

 Large PG Database

 All DB

 Bedsizes 150-299

INPATIENT REPORT

There is no data available for the requested report.