

INPATIENT REPORT

Filter Definition

Filter	Choice(s)
Discharge Date	From 04/01/2009 To 06/30/2009


Benchmarking Definition

Benchmarking Period	04/01/2009 To 06/30/2009
---------------------	--------------------------


INPATIENT REPORT


CAHPS Summary Information

Global DOMAIN	Question	n	%	All DB N = 1772	Large PG DB N = 1054	150-299 Bed Grp N = 435	% Top Box
Global Rating Item	Rate hospital 0-10						'9-10'
		0	0	1%	1%	1%	72
		1	3	0%	0%	0%	65
		2	0	0%	0%	0%	64
		3	1	1%	1%	1%	63
		4	3	2%	1%	1%	
		5	2	1%	3%	3%	
		6	2	1%	3%	3%	
		7	4	3%	7%	7%	
		8	26	18%	18%	18%	19%
	9-10	103	72%	65%	64%	63%	
	Total	144					
Top Box							
%ile rank				77	82	85	
Global Rating Item	Recommend this hospital						'Definitely yes'
	Definitely no	4	3%	2%	2%	2%	77
	Probably no	3	2%	3%	3%	4%	69
	Probably yes	26	18%	26%	25%	27%	69
	Definitely yes	110	77%	69%	69%	67%	67
	Total	143					
Top Box							
%ile rank				78	79	82	
COMM W/ NURSES	Never		0%	1%	1%	1%	'Always'
	Sometimes		4%	4%	5%	5%	74
	Usually		22%	20%	21%	21%	75
	Always		74%	75%	73%	73%	73
	Total						
Top Box							
%ile rank				45	55	53	
Nurses treat with courtesy/respect	Never	0	0%	0%	0%	0%	'Always'
	Sometimes	3	2%	3%	3%	3%	83
	Usually	22	15%	14%	15%	15%	82
	Always	122	83%	82%	81%	81%	81
	Total	147					
Top Box							
%ile rank				52	63	59	
Nurses listen carefully to you	Never	0	0%	1%	1%	1%	'Always'
	Sometimes	6	4%	5%	5%	6%	74
	Usually	33	22%	23%	24%	24%	71
	Always	109	74%	71%	70%	70%	70
	Total	148					
Top Box							
%ile rank				64	75	74	

 Your Top Box percentage

 Large PG Database


 All DB

 Bedsizes 150-299


INPATIENT REPORT


CAHPS Summary Information

Global DOMAIN Question	n	%	All DB N = 1772	Large PG DB N = 1054	150-299 Bed Grp N = 435	% Top Box
Nurses expl in way you understand						'Always'
Never	0	0%	1%	1%	1%	66
Sometimes	8	5%	5%	6%	6%	71
Usually	41	28%	23%	23%	23%	70
Always	97	66%	71%	70%	70%	70
Total	146					
Top Box						
%ile rank			22	25	30	
RESPONSE OF HOSP STAFF						'Always'
Never		4%	3%	3%	4%	63
Sometimes		7%	9%	10%	10%	61
Usually		25%	26%	28%	27%	59
Always		63%	61%	59%	59%	59
Top Box						
%ile rank			60	75	71	
<u>Screening Item</u>						
Never pressed call button						
Checked	11	7%	13%	13%	13%	
Unchecked	138	93%	87%	87%	87%	
Total	149					
Call button help soon as wanted it						'Always'
Never	5	4%	2%	2%	2%	59
Sometimes	12	9%	9%	10%	11%	60
Usually	37	28%	29%	31%	30%	57
Always	79	59%	60%	57%	57%	57
Total	133					
Top Box						
%ile rank			51	65	62	
<u>Screening Item</u>						
Need help bathroom/using bedpan						
Yes	93	65%	54%	53%	53%	
No	49	35%	46%	47%	47%	
Total	142					
Help toileting soon as you wanted						'Always'
Never	5	5%	5%	5%	5%	67
Sometimes	5	5%	9%	10%	10%	63
Usually	22	23%	24%	24%	24%	61
Always	65	67%	63%	61%	61%	61
Total	97					
Top Box						
%ile rank			69	80	78	
COMM W/ DOCTORS						'Always'
Never		2%	1%	1%	1%	75
Sometimes		3%	4%	4%	4%	79
Usually		20%	16%	17%	17%	78
Always		75%	79%	78%	78%	78
Top Box						
%ile rank			24	29	30	

 Your Top Box percentage

 Large PG Database


 All DB

 Bedsizes 150-299


INPATIENT REPORT


CAHPS Summary Information

Global DOMAIN Question	n	%	All DB N = 1772	Large PG DB N = 1054	150-299 Bed Grp N = 435	% Top Box
Doctors treat with courtesy/respect						'Always'
Never	2	1%	1%	1%	1%	83
Sometimes	1	1%	2%	3%	3%	86
Usually	22	15%	11%	12%	12%	85
Always	121	83%	86%	85%	85%	85
Total	146					
Top Box						
%ile rank			24	29	31	
Doctors listen carefully to you						'Always'
Never	3	2%	1%	1%	1%	74
Sometimes	4	3%	4%	5%	5%	78
Usually	30	21%	17%	18%	18%	76
Always	107	74%	78%	76%	76%	76
Total	144					
Top Box						
%ile rank			28	34	34	
Doctors expl in way you understand						'Always'
Never	2	1%	1%	1%	1%	69
Sometimes	7	5%	5%	5%	5%	74
Usually	36	25%	20%	21%	21%	73
Always	101	69%	74%	73%	72%	72
Total	146					
Top Box						
%ile rank			23	26	28	
HOSPITAL ENVIRONMENT						
Never		0%	2%	3%	3%	'Always'
Sometimes		3%	8%	10%	9%	71
Usually		25%	27%	28%	28%	62
Always		71%	62%	59%	60%	59
Top Box						
%ile rank			85	96	94	60
Room and bathroom kept clean						'Always'
Never	0	0%	2%	2%	2%	80
Sometimes	3	2%	7%	8%	8%	70
Usually	26	18%	21%	23%	22%	67
Always	117	80%	70%	67%	68%	68
Total	146					
Top Box						
%ile rank			87	97	96	
Area around room quiet at night						'Always'
Never	1	1%	3%	4%	4%	62
Sometimes	7	5%	10%	11%	11%	55
Usually	48	32%	33%	33%	33%	52
Always	93	62%	55%	52%	52%	52
Total	149					
Top Box						
%ile rank			77	86	84	
PAIN						
Never		0%	1%	1%	1%	'Always'
Sometimes		6%	6%	6%	6%	69
Usually		24%	24%	24%	24%	69
Always		69%	69%	68%	68%	68
Top Box						
%ile rank			52	55	55	68

 Your Top Box percentage

 Large PG Database


 All DB

 Bedsizes 150-299


INPATIENT REPORT


CAHPS Summary Information

Global DOMAIN	Question	n	%	All DB N = 1772	Large PG DB N = 1054	150-299 Bed Grp N = 435	% Top Box
Screening Item	Need medicine for pain						
	Yes	101	73%	71%	72%	71%	
	No	38	27%	29%	28%	29%	
	Total	139					
Pain well controlled	Never	1	1%	1%	1%	1%	'Always' 60
	Sometimes	9	8%	7%	7%	7%	62
	Usually	34	31%	30%	30%	30%	61
	Always	66	60%	62%	61%	61%	61
	Total	110					
	Top Box						
	%ile rank			38	38	38	
Staff do everything help with pain	Never	0	0%	1%	1%	1%	'Always' 78
	Sometimes	4	4%	5%	5%	5%	76
	Usually	20	18%	18%	19%	19%	75
	Always	87	78%	76%	75%	75%	75
	Total	111					
	Top Box						
	%ile rank			65	74	73	
COMM RE MED	Never		9%	12%	13%	13%	'Always' 53
	Sometimes		12%	10%	10%	10%	59
	Usually		26%	19%	19%	19%	57
	Always		53%	59%	57%	57%	57
	Total						
	Top Box						
	%ile rank			18	20	23	
Screening Item	Given medicine had not taken before						
	Yes	79	58%	62%	63%	62%	
	No	58	42%	38%	37%	38%	
	Total	137					
Tell you what new medicine was for	Never	2	2%	4%	4%	4%	'Always' 64
	Sometimes	7	8%	8%	8%	8%	72
	Usually	23	26%	17%	17%	18%	71
	Always	57	64%	72%	71%	70%	70
	Total	89					
	Top Box						
	%ile rank			12	12	16	
Staff describe medicine side effect	Never	14	16%	21%	22%	22%	'Always' 42
	Sometimes	14	16%	12%	13%	13%	46
	Usually	23	26%	21%	21%	21%	44
	Always	37	42%	46%	44%	44%	44
	Total	88					
	Top Box						
	%ile rank			30	36	35	

 Your Top Box percentage

 Large PG Database

 All DB

 Bedsizes 150-299

INPATIENT REPORT

CAHPS Summary Information

Global DOMAIN Question	n	%	All DB N = 1772	Large PG DB N = 1054	150-299 Bed Grp N = 435	% Top Box
DISCHARGE	No	13%	20%	20%	20%	'Yes'
	Yes	87%	80%	80%	80%	
			Top Box			
			%ile rank			
			90	93	94	
Screening Item						
Left hospital- destination						
Own home	124	84%	84%	85%	85%	
Another home	6	4%	5%	5%	5%	
Another facility	17	12%	11%	10%	10%	
Total	147					
Staff talk about help when you left	No	21	21%	22%	22%	'Yes'
	Yes	106	83%	79%	78%	
Total	127					
			Top Box			
			%ile rank			
			79	84	84	
Info re symptoms/prob to look for						
No	11	9%	18%	17%	18%	'Yes'
Yes	114	91%	82%	83%	82%	
Total	125					
			Top Box			
			%ile rank			
			93	95	95	
About You Item						
Rate overall health						
Excellent	23	16%	12%	13%	13%	
Very Good	35	24%	26%	27%	26%	
Good	45	31%	31%	31%	32%	
Fair	29	20%	23%	21%	22%	
Poor	12	8%	8%	7%	7%	
Total	144					
About You Item						
Highest grade or school completed						
<= 8th grade	10	7%	7%	6%	6%	
Some high school	6	4%	11%	10%	10%	
High school grad	64	44%	34%	32%	34%	
Some college	39	27%	27%	27%	27%	
4-yr coll. grad.	14	10%	11%	12%	11%	
4+ yrs college	11	8%	11%	13%	11%	
Total	144					

Your Top Box percentage

Large PG Database


All DB

Bedsizes 150-299


INPATIENT REPORT


CAHPS Summary Information

Global DOMAIN Question	n	%	All DB N = 1772	Large PG DB N = 1054	150-299 Bed Grp N = 435	% Top Box
About You Item Spanish,Hispanic or Latino						
Yes	0	0%	0%	0%	0%	
No	0	0%	0%	0%	0%	
Not Span/Hisp/La	128	99%	93%	92%	92%	
Puerto Rican	0	0%	1%	1%	1%	
Mex,Mex Amer,Chi	1	1%	3%	3%	3%	
Cuban	0	0%	0%	0%	1%	
Other	0	0%	3%	3%	3%	
Total	129					
About You Item Race-White						
Yes	141	95%	84%	83%	83%	
No	8	5%	16%	17%	17%	
Total	149					
About You Item Race-Black or African American						
Yes	1	1%	7%	9%	8%	
No	148	99%	93%	91%	92%	
Total	149					
About You Item Race-Asian						
Yes	3	2%	2%	2%	2%	
No	146	98%	98%	98%	98%	
Total	149					
About You Item Race-Hawaiian or Pacific Islander						
Yes	0	0%	0%	0%	0%	
No	149	100%	100%	100%	100%	
Total	149					
About You Item Race-Ameri Indian Alaska Native						
Yes	2	1%	2%	2%	2%	
No	147	99%	98%	98%	98%	
Total	149					
About You Item Language mainly speak at home						
English	143	99%	96%	95%	95%	
Spanish	0	0%	3%	3%	3%	
Other	2	1%	1%	2%	2%	
Total	145					

 Your Top Box percentage

 Large PG Database

 All DB

 Bedsizes 150-299