

# INPATIENT REPORT

## Filter Definition

Filter	Choice(s)
Discharge Date	From 01/01/2010 To 03/31/2010


## Benchmarking Definition

Benchmarking Period	01/01/2010 To 03/31/2010
---------------------	--------------------------


# INPATIENT REPORT


## CAHPS Summary Information

Global DOMAIN	Question	n	%	All DB N = 1844	Large PG DB N = 1091	150-299 Bed Grp N = 442	% Top Box
Global Rating Item	Rate hospital 0-10						'9-10'
		0	1%	1%	1%	1%	65
		1	1%	0%	0%	0%	66
		2	1%	1%	1%	1%	65
		3	2%	1%	1%	1%	64
		4	1%	1%	1%	1%	
		5	2%	3%	3%	3%	
		6	1%	3%	3%	3%	
		7	5%	7%	7%	7%	
		8	23%	17%	18%	18%	
		9-10	65%	66%	65%	64%	
	Total	133					
	<b>Top Box</b>						
	%ile rank			45	48	53	
Global Rating Item	Recommend this hospital						'Definitely yes'
	Definitely no	1	1%	2%	2%	2%	66
	Probably no	5	4%	3%	3%	3%	69
	Probably yes	39	29%	26%	25%	26%	70
	Definitely yes	88	66%	69%	70%	68%	68
	Total	133					
	<b>Top Box</b>						
	%ile rank			36	34	39	
COMM W/ NURSES							'Always'
	Never		1%	1%	1%	1%	73
	Sometimes		3%	4%	5%	5%	75
	Usually		23%	19%	20%	20%	74
	Always		73%	75%	74%	74%	74
	<b>Top Box</b>						
	%ile rank			28	33	31	
Nurses treat with courtesy/respect							'Always'
	Never	0	0%	0%	0%	0%	85
	Sometimes	4	3%	3%	3%	3%	83
	Usually	16	12%	14%	15%	14%	82
	Always	117	85%	83%	82%	82%	82
	Total	137					
	<b>Top Box</b>						
	%ile rank			66	77	75	
Nurses listen carefully to you							'Always'
	Never	1	1%	1%	1%	1%	64
	Sometimes	4	3%	5%	5%	5%	72
	Usually	44	33%	22%	23%	23%	71
	Always	86	64%	72%	71%	71%	71
	Total	135					
	<b>Top Box</b>						
	%ile rank			10	11	11	

 Your Top Box percentage

 Large PG Database


 All DB

 Bedsizes 150-299


# INPATIENT REPORT


## CAHPS Summary Information

Global DOMAIN Question	n	%	All DB N = 1844	Large PG DB N = 1091	150-299 Bed Grp N = 442	% Top Box
Nurses expl in way you understand						'Always'
Never	2	1%	1%	1%	1%	69
Sometimes	6	4%	5%	6%	6%	71
Usually	34	25%	22%	23%	23%	70
Always	94	69%	71%	70%	70%	70
Total	136					
<b>Top Box</b>						
%ile rank			32	37	34	
RESPONSE OF HOSP STAFF						'Always'
Never		4%	3%	3%	3%	59
Sometimes		8%	9%	10%	10%	62
Usually		29%	26%	27%	27%	59
Always		59%	62%	59%	60%	60
<b>Top Box</b>						
%ile rank			37	47	42	
<u>Screening Item</u>						
Never pressed call button						
Checked	6	4%	13%	13%	13%	
Unchecked	131	96%	87%	87%	87%	
Total	137					
Call button help soon as wanted it						'Always'
Never	4	3%	2%	2%	2%	56
Sometimes	7	5%	9%	10%	10%	61
Usually	46	35%	29%	30%	30%	57
Always	73	56%	61%	57%	58%	58
Total	130					
<b>Top Box</b>						
%ile rank			33	43	40	
<u>Screening Item</u>						
Need help bathroom/using bedpan						
Yes	82	62%	54%	53%	54%	
No	51	38%	46%	47%	46%	
Total	133					
Help toileting soon as you wanted						'Always'
Never	4	4%	4%	5%	5%	62
Sometimes	9	10%	9%	10%	9%	63
Usually	21	24%	23%	24%	24%	61
Always	55	62%	63%	61%	62%	62
Total	89					
<b>Top Box</b>						
%ile rank			43	51	50	
COMM W/ DOCTORS						'Always'
Never		0%	1%	1%	1%	73
Sometimes		5%	4%	4%	4%	79
Usually		22%	16%	17%	17%	78
Always		73%	79%	78%	78%	78
<b>Top Box</b>						
%ile rank			11	13	14	

 Your Top Box percentage

 Large PG Database


 All DB

 Bedsizes 150-299


# INPATIENT REPORT


## CAHPS Summary Information

Global DOMAIN Question	n	%	All DB N = 1844	Large PG DB N = 1091	150-299 Bed Grp N = 442	% Top Box
Doctors treat with courtesy/respect						'Always'
Never	0	0%	1%	1%	1%	82
Sometimes	3	2%	2%	3%	3%	86
Usually	21	15%	11%	12%	12%	85
Always	113	82%	86%	85%	85%	85
Total	137					
<b>Top Box</b>						
%ile rank			22	26	29	
Doctors listen carefully to you						'Always'
Never	0	0%	1%	1%	1%	70
Sometimes	9	7%	4%	4%	5%	78
Usually	32	23%	17%	18%	18%	76
Always	96	70%	78%	76%	76%	76
Total	137					
<b>Top Box</b>						
%ile rank			9	9	10	
Doctors expl in way you understand						'Always'
Never	1	1%	1%	1%	2%	66
Sometimes	8	6%	5%	5%	5%	74
Usually	37	27%	20%	20%	20%	73
Always	90	66%	74%	73%	73%	73
Total	136					
<b>Top Box</b>						
%ile rank			10	12	14	
HOSPITAL ENVIRONMENT						'Always'
Never		1%	2%	3%	3%	63
Sometimes		4%	8%	9%	9%	63
Usually		33%	26%	28%	28%	60
Always		63%	63%	60%	60%	60
<b>Top Box</b>						
%ile rank			49	65	63	
Room and bathroom kept clean						'Always'
Never	1	1%	2%	2%	2%	68
Sometimes	4	3%	7%	8%	7%	71
Usually	38	28%	20%	22%	21%	68
Always	93	68%	71%	68%	69%	69
Total	136					
<b>Top Box</b>						
%ile rank			39	51	47	
Area around room quiet at night						'Always'
Never	1	1%	3%	4%	4%	57
Sometimes	6	4%	10%	11%	11%	55
Usually	52	38%	32%	33%	34%	52
Always	77	57%	55%	52%	52%	52
Total	136					
<b>Top Box</b>						
%ile rank			59	70	70	
PAIN						'Always'
Never		1%	1%	1%	1%	67
Sometimes		6%	6%	6%	6%	69
Usually		27%	24%	24%	23%	69
Always		67%	69%	69%	69%	69
<b>Top Box</b>						
%ile rank			30	32	32	

 Your Top Box percentage

 Large PG Database


 All DB

 Bedsizes 150-299

# INPATIENT REPORT


## CAHPS Summary Information

Global DOMAIN	Question	n	%	All DB N = 1844	Large PG DB N = 1091	150-299 Bed Grp N = 442	% Top Box
Screening Item	Need medicine for pain						
	Yes	95	73%	70%	71%	70%	
	No	35	27%	30%	29%	30%	
	Total	130					
Pain well controlled	Never	2	2%	1%	1%	2%	'Always' 54
	Sometimes	7	7%	7%	7%	7%	62
	Usually	38	37%	30%	29%	29%	62
	Always	56	54%	62%	62%	62%	62
	Total	103					
	<b>Top Box</b>	<b>%ile rank</b>			11	8	8
Staff do everything help with pain	Never	0	0%	1%	1%	1%	'Always' 79
	Sometimes	5	5%	5%	5%	5%	76
	Usually	17	16%	18%	18%	18%	76
	Always	82	79%	76%	76%	76%	76
	Total	104					
	<b>Top Box</b>	<b>%ile rank</b>			64	71	68
COMM RE MED	Never		11%	12%	13%	13%	'Always' 56
	Sometimes		13%	10%	10%	10%	59
	Usually		20%	19%	19%	19%	58
	Always		56%	59%	58%	58%	58
	Total						
<b>Top Box</b>	<b>%ile rank</b>			29	33	30	
Screening Item	Given medicine had not taken before						
	Yes	83	64%	61%	63%	62%	
	No	47	36%	39%	37%	38%	
	Total	130					
Tell you what new medicine was for	Never	4	4%	4%	4%	4%	'Always' 68
	Sometimes	5	6%	7%	8%	8%	73
	Usually	20	22%	17%	17%	17%	72
	Always	61	68%	73%	72%	72%	72
	Total	90					
	<b>Top Box</b>	<b>%ile rank</b>			22	22	23
Staff describe medicine side effect	Never	16	18%	21%	22%	22%	'Always' 44
	Sometimes	18	20%	12%	12%	12%	46
	Usually	16	18%	21%	21%	21%	45
	Always	40	44%	46%	45%	45%	45
	Total	90					
	<b>Top Box</b>	<b>%ile rank</b>			40	48	47

 Your Top Box percentage




 Large PG Database


 All DB

 Bedsizes 150-299


# INPATIENT REPORT


## CAHPS Summary Information

Global DOMAIN Question	n	%	All DB N = 1844	Large PG DB N = 1091	150-299 Bed Grp N = 442	% Top Box	
DISCHARGE	No	10%	19%	19%	19%	'Yes' 	
	Yes	90%	81%	81%	81%		
	<b>Top Box</b>			<b>%ile rank</b>	95		97
Screening Item Left hospital- destination							
Own home	117	87%	84%	85%	85%		
Another home	9	7%	5%	5%	5%		
Another facility	8	6%	11%	10%	10%		
Total	134						
Staff talk about help when you left	No	13%	21%	21%	21%	'Yes' 	
	Yes	87%	79%	79%	79%		
	<b>Top Box</b>			<b>%ile rank</b>	91		94
Info re symptoms/prob to look for	No	8%	17%	16%	17%	'Yes' 	
	Yes	92%	83%	84%	83%		
	<b>Top Box</b>			<b>%ile rank</b>	94		95
About You Item Rate overall health	Excellent	13	10%	12%	13%	12%	
	Very Good	40	30%	26%	27%	27%	
	Good	51	38%	32%	32%	32%	
	Fair	22	17%	22%	21%	22%	
	Poor	7	5%	8%	7%	7%	
	Total	133					
About You Item Highest grade or school completed	<= 8th grade	13	10%	7%	6%	6%	
	Some high school	14	11%	10%	10%	10%	
	High school grad	39	30%	34%	33%	34%	
	Some college	36	27%	27%	28%	27%	
	4-yr coll. grad.	14	11%	10%	12%	11%	
	4+ yrs college	16	12%	11%	12%	11%	
	Total	132					

 Your Top Box percentage

 Large PG Database


 All DB

 Bedsizes 150-299


# INPATIENT REPORT


## CAHPS Summary Information

Global DOMAIN Question	n	%	All DB N = 1844	Large PG DB N = 1091	150-299 Bed Grp N = 442	% Top Box
About You Item Spanish,Hispanic or Latino						
Yes	0	0%	0%	0%	N<7	
No	0	0%	0%	0%	N<7	
Not Span/Hisp/La	120	100%	93%	92%	93%	
Puerto Rican	0	0%	1%	1%	1%	
Mex,Mex Amer,Chi	0	0%	3%	3%	3%	
Cuban	0	0%	0%	0%	0%	
Other	0	0%	3%	3%	3%	
Total	120					
About You Item Race-White						
Yes	131	96%	84%	83%	83%	
No	6	4%	16%	17%	17%	
Total	137					
About You Item Race-Black or African American						
Yes	2	1%	7%	9%	8%	
No	135	99%	93%	91%	92%	
Total	137					
About You Item Race-Asian						
Yes	0	0%	2%	2%	2%	
No	137	100%	98%	98%	98%	
Total	137					
About You Item Race-Hawaiian or Pacific Islander						
Yes	1	1%	0%	0%	1%	
No	136	99%	100%	100%	99%	
Total	137					
About You Item Race-Ameri Indian Alaska Native						
Yes	1	1%	2%	2%	2%	
No	136	99%	98%	98%	98%	
Total	137					
About You Item Language mainly speak at home						
English	134	100%	96%	95%	96%	
Spanish	0	0%	3%	3%	3%	
Other	0	0%	1%	2%	2%	
Total	134					

 Your Top Box percentage

 Large PG Database

 All DB

 Bedsizes 150-299