

# INPATIENT REPORT

## Filter Definition

Filter	Choice(s)
Discharge Date	From 01/01/2008 To 03/31/2008


## Benchmarking Definition

Benchmarking Period	01/01/2008 To 03/31/2008
---------------------	--------------------------


# INPATIENT REPORT


## HCAHPS Summary Information

Global DOMAIN	Question	n	%	All DB N = 1682	Large PG DB N = 1039	150-299 Bed Grp N = 418	% Top Box
Global Rating Item	Rate hospital 0-10						'9-10'
		0	0%	1%	1%	1%	62
		1	0%	0%	1%	1%	63
		2	1%	1%	1%	1%	62
		3	0%	1%	1%	1%	61
		4	1%	1%	1%	1%	
		5	3%	4%	4%	4%	
		6	3%	3%	3%	3%	
		7	11%	8%	8%	8%	
		8	29%	18%	19%	19%	
	9-10	79	62%	63%	62%	61%	
	Total	127					
<b>Top Box</b>							
%ile rank				46	51	55	
Global Rating Item	Recommend this hospital						'Definitely yes'
	Definitely no	0	0%	2%	2%	3%	66
	Probably no	2	2%	4%	4%	4%	67
	Probably yes	40	32%	27%	27%	28%	67
	Definitely yes	83	66%	67%	67%	65%	65
	Total	125					
<b>Top Box</b>							
%ile rank				48	46	53	
COMM W/ NURSES	Never	0	0%	1%	1%	1%	'Always'
	Sometimes	5	5%	5%	5%	6%	73
	Usually	22	22%	21%	22%	21%	73
	Always	73	73%	73%	72%	72%	72
	Total	100					
<b>Top Box</b>							
%ile rank				44	53	49	
Nurses treat with courtesy/respect	Never	0	0%	0%	0%	0%	'Always'
	Sometimes	3	2%	3%	4%	4%	81
	Usually	21	16%	15%	16%	16%	81
	Always	104	81%	81%	80%	80%	80
	Total	128					
<b>Top Box</b>							
%ile rank				49	60	56	
Nurses listen carefully to you	Never	0	0%	1%	1%	1%	'Always'
	Sometimes	7	5%	6%	6%	6%	70
	Usually	32	25%	24%	25%	25%	69
	Always	89	70%	69%	68%	68%	68
	Total	128					
<b>Top Box</b>							
%ile rank				50	59	55	

 Your Top Box percentage

 Large PG Database


 All DB

 Bedsizes 150-299


# INPATIENT REPORT


## HCAHPS Summary Information

Global DOMAIN Question	n	%	All DB N = 1682	Large PG DB N = 1039	150-299 Bed Grp N = 418	% Top Box
<b>Nurses expl in way you understand</b>						
Never	0	0%	1%	1%	2%	67
Sometimes	9	7%	6%	6%	6%	69
Usually	32	25%	24%	24%	24%	68
Always	85	67%	69%	68%	68%	68
Total	126					
<b>Top Box</b>						
%ile rank			37	41	39	
<b>RESPONSE OF HOSP STAFF</b>						
Never		3%	3%	4%	4%	59
Sometimes		10%	10%	11%	11%	59
Usually		28%	27%	28%	28%	57
Always		59%	59%	57%	57%	57
<b>Top Box</b>						
%ile rank			51	62	59	
<b>Screening Item</b>						
Never pressed call button						
Checked	13	10%	13%	13%	13%	
Unchecked	117	90%	87%	87%	87%	
Total	130					
<b>Call button help soon as wanted it</b>						
Never	3	3%	2%	2%	2%	57
Sometimes	9	8%	10%	12%	12%	58
Usually	38	33%	30%	31%	31%	55
Always	66	57%	58%	55%	55%	55
Total	116					
<b>Top Box</b>						
%ile rank			48	61	59	
<b>Screening Item</b>						
Need help bathroom/using bedpan						
Yes	74	60%	52%	52%	52%	
No	50	40%	48%	48%	48%	
Total	124					
<b>Help toileting soon as you wanted</b>						
Never	2	3%	5%	5%	5%	62
Sometimes	9	11%	10%	11%	11%	61
Usually	19	24%	24%	25%	24%	59
Always	49	62%	61%	59%	60%	60
Total	79					
<b>Top Box</b>						
%ile rank			54	62	58	
<b>COMM W/ DOCTORS</b>						
Never		1%	1%	1%	1%	74
Sometimes		6%	4%	4%	4%	79
Usually		19%	16%	17%	17%	78
Always		74%	79%	78%	78%	78
<b>Top Box</b>						
%ile rank			20	24	25	

 Your Top Box percentage

 Large PG Database


 All DB

 Bedsizes 150-299


# INPATIENT REPORT


## HCAHPS Summary Information

Global DOMAIN Question	n	%	All DB N = 1682	Large PG DB N = 1039	150-299 Bed Grp N = 418	% Top Box
Doctors treat with courtesy/respect						'Always'
Never	1	1%	1%	1%	1%	83
Sometimes	7	6%	3%	3%	3%	86
Usually	14	11%	11%	12%	12%	85
Always	104	83%	86%	85%	85%	85
Total	126					
<b>Top Box</b>						
%ile rank			23	27	29	
Doctors listen carefully to you						'Always'
Never	1	1%	1%	1%	1%	76
Sometimes	6	5%	4%	5%	5%	77
Usually	24	19%	17%	18%	18%	76
Always	96	76%	77%	76%	76%	76
Total	127					
<b>Top Box</b>						
%ile rank			37	43	45	
Doctors expl in way you understand						'Always'
Never	1	1%	1%	1%	2%	65
Sometimes	9	7%	5%	5%	6%	73
Usually	34	27%	20%	21%	21%	72
Always	82	65%	73%	72%	72%	72
Total	126					
<b>Top Box</b>						
%ile rank			9	10	13	
<b>HOSPITAL ENVIRONMENT</b>						
Never		2%	3%	3%	3%	'Always'
Sometimes		2%	9%	11%	10%	74
Usually		22%	27%	29%	28%	60
Always		74%	60%	57%	58%	57
<b>Top Box</b>						
%ile rank			94	99	99	58
Room and bathroom kept clean						'Always'
Never	2	2%	2%	3%	2%	79
Sometimes	4	3%	8%	9%	8%	68
Usually	21	17%	22%	23%	23%	65
Always	100	79%	68%	65%	66%	66
Total	127					
<b>Top Box</b>						
%ile rank			88	97	98	
Area around room quiet at night						'Always'
Never	2	2%	4%	4%	4%	70
Sometimes	1	1%	11%	12%	12%	52
Usually	34	27%	33%	34%	34%	50
Always	87	70%	52%	50%	49%	49
Total	124					
<b>Top Box</b>						
%ile rank			95	98	99	
<b>PAIN</b>						
Never		1%	1%	1%	1%	'Always'
Sometimes		8%	6%	7%	7%	71
Usually		21%	25%	25%	25%	68
Always		71%	68%	67%	67%	67
<b>Top Box</b>						
%ile rank			71	76	73	67

 Your Top Box percentage

 Large PG Database

 All DB

 Bedsizes 150-299

# INPATIENT REPORT

## HCAHPS Summary Information

Global DOMAIN	Question	n	%	All DB N = 1682	Large PG DB N = 1039	150-299 Bed Grp N = 418	% Top Box
Screening Item	Need medicine for pain						
	Yes	89	71%	70%	71%	69%	
	No	36	29%	30%	29%	31%	
	Total	125					
Pain well controlled	Never	1	1%	1%	1%	2%	'Always' 
	Sometimes	7	8%	7%	8%	8%	
	Usually	25	27%	31%	30%	30%	
	Always	58	64%	61%	60%	60%	
	Total	91					
	<b>Top Box</b>	<b>%ile rank</b>			70	73	
Staff do everything help with pain	Never	0	0%	1%	1%	1%	'Always' 
	Sometimes	7	7%	5%	6%	6%	
	Usually	14	15%	19%	19%	19%	
	Always	73	78%	75%	74%	74%	
	Total	94					
	<b>Top Box</b>	<b>%ile rank</b>			69	75	
COMM RE MED	Never		9%	13%	14%	14%	'Always' 
	Sometimes		9%	10%	11%	10%	
	Usually		23%	19%	19%	19%	
	Always		58%	57%	56%	56%	
	Total						
<b>Top Box</b>	<b>%ile rank</b>			58	64	65	
Screening Item	Given medicine had not taken before						
	Yes	81	68%	61%	63%	62%	
	No	39	32%	39%	37%	38%	
	Total	120					
Tell you what new medicine was for	Never	2	2%	4%	4%	4%	'Always' 
	Sometimes	4	5%	8%	8%	8%	
	Usually	17	20%	18%	18%	18%	
	Always	60	72%	70%	70%	69%	
	Total	83					
	<b>Top Box</b>	<b>%ile rank</b>			61	67	
Staff describe medicine side effect	Never	13	16%	22%	24%	24%	'Always' 
	Sometimes	11	14%	12%	13%	12%	
	Usually	21	26%	21%	21%	20%	
	Always	36	44%	44%	43%	43%	
	Total	81					
	<b>Top Box</b>	<b>%ile rank</b>			53	59	

Your Top Box percentage


Large PG Database


All DB

Bedsizes 150-299

# INPATIENT REPORT


## HCAHPS Summary Information

Global DOMAIN Question	n	%	All DB N = 1682	Large PG DB N = 1039	150-299 Bed Grp N = 418	% Top Box
DISCHARGE	No	8%	21%	21%	22%	'Yes' 
	Yes	92%	79%	79%	78%	
			<b>Top Box</b>			
			%ile rank			
Screening Item Left hospital- destination	Own home	110	87%	85%	86%	85%
	Another home	6	5%	5%	5%	5%
	Another facility	10	8%	10%	9%	10%
	Total	126				
				<b>Top Box</b>		
			%ile rank			
Staff talk about help when you left	No	10	8%	23%	23%	23%
	Yes	108	92%	77%	77%	77%
	Total	118				
			<b>Top Box</b>			
			%ile rank			
Info re symptoms/prob to look for	No	8	7%	19%	19%	20%
	Yes	113	93%	81%	81%	80%
	Total	121				
			<b>Top Box</b>			
			%ile rank			
About You Item Rate overall health	Excellent	19	15%	12%	13%	13%
	Very Good	38	30%	27%	28%	27%
	Good	41	33%	31%	31%	31%
	Fair	21	17%	22%	21%	22%
	Poor	6	5%	8%	7%	7%
	Total	125				
About You Item Highest grade or school completed	<= 8th grade	8	6%	7%	6%	6%
	Some high school	15	12%	11%	10%	11%
	High school grad	36	29%	34%	32%	34%
	Some college	41	33%	27%	28%	27%
	4-yr coll. grad.	10	8%	10%	12%	11%
	4+ yrs college	14	11%	11%	12%	11%
	Total	124				

 Your Top Box percentage

 Large PG Database


 All DB

 Bedsizes 150-299


# INPATIENT REPORT


## HCAHPS Summary Information

Global DOMAIN Question	n	%	All DB N = 1682	Large PG DB N = 1039	150-299 Bed Grp N = 418	% Top Box
About You Item Spanish,Hispanic or Latino						
Yes	0	0%	0%	0%	0%	
No	0	0%	0%	0%	0%	
Not Span/Hisp/La	113	99%	93%	92%	93%	
Puerto Rican	0	0%	1%	1%	1%	
Mex,Mex Amer,Chi	0	0%	3%	3%	3%	
Cuban	0	0%	0%	0%	0%	
Other	1	1%	3%	3%	3%	
Total	114					
About You Item Race-White						
Yes	125	96%	84%	83%	84%	
No	5	4%	16%	17%	16%	
Total	130					
About You Item Race-Black or African American						
Yes	2	2%	7%	8%	8%	
No	128	98%	93%	92%	92%	
Total	130					
About You Item Race-Asian						
Yes	1	1%	2%	2%	2%	
No	129	99%	98%	98%	98%	
Total	130					
About You Item Race-Hawaiian or Pacific Islander						
Yes	0	0%	0%	0%	0%	
No	130	100%	100%	100%	100%	
Total	130					
About You Item Race-Ameri Indian Alaska Native						
Yes	1	1%	2%	1%	1%	
No	129	99%	98%	99%	99%	
Total	130					
About You Item Language mainly speak at home						
English	125	98%	96%	95%	96%	
Spanish	2	2%	3%	3%	3%	
Other	1	1%	1%	2%	2%	
Total	128					

 Your Top Box percentage

 Large PG Database

 All DB

 Bedsizes 150-299

# INPATIENT REPORT

There is no data available for the requested report.