

INPATIENT REPORT

Filter Definition

Filter	Choice(s)
Discharge Date	From 07/01/2008 To 09/30/2008

Benchmarking Definition

Benchmarking Period	07/01/2008 To 09/30/2008
---------------------	--------------------------

INPATIENT REPORT

HCAHPS Summary Information

Global DOMAIN	Question	n	%	All DB N = 1751	Large PG DB N = 1061	150-299 Bed Grp N = 441	% Top Box
Global Rating Item	Rate hospital 0-10						'9-10'
		0	0	1%	1%	1%	
		1	3	0%	0%	0%	
		2	0	0%	0%	0%	
		3	3	2%	1%	1%	
		4	3	2%	1%	1%	
		5	3	2%	3%	4%	
		6	2	1%	3%	3%	
		7	9	6%	7%	8%	
		8	26	17%	18%	18%	19%
	9-10	105	68%	64%	63%	62%	
	Total	154					
				Top Box			
				%ile rank	67	73	75
Global Rating Item	Recommend this hospital						'Definitely yes'
	Definitely no	4	3%	2%	2%	2%	
	Probably no	5	3%	3%	4%	4%	
	Probably yes	34	22%	26%	26%	27%	
	Definitely yes	110	72%	68%	68%	67%	
	Total	153					
				Top Box			
				%ile rank	63	62	68
COMM W/ NURSES	Never		2%	1%	1%	1%	
	Sometimes		4%	5%	5%	5%	
	Usually		25%	20%	21%	21%	
	Always		70%	74%	73%	73%	
				Top Box			
				%ile rank	21	26	25
Nurses treat with courtesy/respect	Never	1	1%	0%	0%	0%	
	Sometimes	6	4%	3%	4%	4%	
	Usually	27	17%	15%	16%	15%	
	Always	122	78%	82%	80%	81%	
	Total	156					
				Top Box			
				%ile rank	23	29	29
Nurses listen carefully to you	Never	3	2%	1%	1%	1%	
	Sometimes	5	3%	5%	6%	6%	
	Usually	45	29%	24%	25%	24%	
	Always	102	66%	71%	69%	70%	
	Total	155					
				Top Box			
				%ile rank	24	28	26

Your Top Box percentage

Large PG Database


All DB

Bedsizes 150-299


INPATIENT REPORT


HCAHPS Summary Information

Global DOMAIN Question	n	%	All DB N = 1751	Large PG DB N = 1061	150-299 Bed Grp N = 441	% Top Box
Nurses expl in way you understand						'Always'
Never	3	2%	1%	1%	1%	66
Sometimes	7	5%	6%	6%	6%	70
Usually	43	28%	23%	24%	23%	69
Always	102	66%	70%	69%	69%	69
Total	155					
Top Box						
%ile rank			23	27	27	
RESPONSE OF HOSP STAFF						'Always'
Never		2%	3%	3%	3%	59
Sometimes		11%	9%	11%	11%	61
Usually		28%	27%	28%	27%	58
Always		59%	61%	58%	59%	59
Top Box						
%ile rank			41	52	46	
<u>Screening Item</u>						
Never pressed call button						
Checked	24	15%	13%	13%	13%	
Unchecked	133	85%	87%	87%	87%	
Total	157					
Call button help soon as wanted it						'Always'
Never	5	4%	2%	2%	2%	53
Sometimes	17	13%	10%	11%	11%	59
Usually	40	30%	29%	31%	31%	56
Always	71	53%	59%	56%	57%	57
Total	133					
Top Box						
%ile rank			27	36	33	
<u>Screening Item</u>						
Need help bathroom/using bedpan						
Yes	96	63%	53%	53%	53%	
No	57	37%	47%	47%	47%	
Total	153					
Help toileting soon as you wanted						'Always'
Never	1	1%	5%	5%	5%	64
Sometimes	9	9%	9%	11%	10%	62
Usually	25	26%	24%	24%	24%	60
Always	62	64%	62%	60%	61%	61
Total	97					
Top Box						
%ile rank			56	66	62	
COMM W/ DOCTORS						'Always'
Never		2%	1%	1%	1%	74
Sometimes		4%	4%	4%	4%	79
Usually		20%	16%	17%	17%	78
Always		74%	79%	78%	78%	78
Top Box						
%ile rank			19	23	25	

 Your Top Box percentage

 Large PG Database


 All DB

 Bedsizes 150-299


INPATIENT REPORT


HCAHPS Summary Information

Global DOMAIN	Question	n	%	All DB N = 1751	Large PG DB N = 1061	150-299 Bed Grp N = 441	% Top Box
	Doctors treat with courtesy/respect						'Always'
	Never	1	1%	1%	1%	1%	83
	Sometimes	2	1%	3%	3%	3%	86
	Usually	23	15%	11%	12%	12%	85
	Always	129	83%	86%	85%	85%	85
	Total	155					
	Top Box						
	%ile rank			27	32	33	
	Doctors listen carefully to you						'Always'
	Never	3	2%	1%	1%	1%	74
	Sometimes	8	5%	4%	5%	4%	77
	Usually	29	19%	17%	18%	18%	76
	Always	113	74%	77%	76%	76%	76
	Total	153					
	Top Box						
	%ile rank			26	31	33	
	Doctors expl in way you understand						'Always'
	Never	3	2%	1%	1%	2%	66
	Sometimes	10	6%	5%	5%	5%	74
	Usually	40	26%	20%	21%	21%	73
	Always	103	66%	74%	73%	73%	73
	Total	156					
	Top Box						
	%ile rank			11	11	12	
HOSPITAL ENVIRONMENT							'Always'
	Never		2%	3%	3%	3%	68
	Sometimes		5%	8%	10%	9%	62
	Usually		26%	27%	28%	28%	59
	Always		68%	62%	59%	60%	60
	Top Box						
	%ile rank			75	89	89	
	Room and bathroom kept clean						'Always'
	Never	2	1%	2%	2%	2%	76
	Sometimes	6	4%	7%	8%	8%	70
	Usually	29	19%	21%	23%	22%	67
	Always	118	76%	70%	67%	68%	68
	Total	155					
	Top Box						
	%ile rank			77	90	88	
	Area around room quiet at night						'Always'
	Never	3	2%	3%	4%	4%	59
	Sometimes	8	5%	10%	11%	11%	55
	Usually	52	34%	32%	33%	33%	52
	Always	92	59%	55%	52%	52%	52
	Total	155					
	Top Box						
	%ile rank			67	78	77	
PAIN							'Always'
	Never		0%	1%	1%	1%	64
	Sometimes		9%	6%	7%	7%	68
	Usually		26%	24%	24%	24%	68
	Always		64%	68%	68%	68%	68
	Top Box						
	%ile rank			19	21	22	

 Your Top Box percentage

 Large PG Database


 All DB

 Bedsizes 150-299


INPATIENT REPORT


HCAHPS Summary Information

Global DOMAIN	Question	n	%	All DB N = 1751	Large PG DB N = 1061	150-299 Bed Grp N = 441	% Top Box
Screening Item	Need medicine for pain						
	Yes	113	74%	72%	72%	71%	
	No	40	26%	28%	28%	29%	
	Total	153					
Pain well controlled	Never	1	1%	1%	1%	1%	'Always' 56
	Sometimes	13	11%	7%	8%	8%	61
	Usually	39	32%	30%	30%	30%	61
	Always	67	56%	61%	61%	61%	61
	Total	120					
	Top Box	%ile rank			18	17	17
Staff do everything help with pain	Never	0	0%	1%	1%	1%	'Always' 72
	Sometimes	10	8%	5%	6%	5%	76
	Usually	25	20%	18%	19%	19%	75
	Always	88	72%	76%	75%	75%	75
	Total	123					
	Top Box	%ile rank			25	29	28
COMM RE MED	Never		13%	13%	13%	14%	'Always' 52
	Sometimes		12%	10%	10%	10%	58
	Usually		24%	19%	19%	19%	57
	Always		52%	58%	57%	57%	57
	Total						
Top Box	%ile rank			15	17	20	
Screening Item	Given medicine had not taken before						
	Yes	94	63%	61%	62%	62%	
	No	56	37%	39%	38%	38%	
	Total	150					
Tell you what new medicine was for	Never	7	7%	4%	4%	4%	'Always' 62
	Sometimes	10	9%	8%	8%	8%	71
	Usually	23	22%	17%	18%	18%	70
	Always	66	62%	71%	70%	70%	70
	Total	106					
	Top Box	%ile rank			9	10	13
Staff describe medicine side effect	Never	19	18%	22%	23%	23%	'Always' 41
	Sometimes	15	15%	12%	13%	12%	45
	Usually	27	26%	21%	21%	21%	44
	Always	42	41%	45%	44%	44%	44
	Total	103					
	Top Box	%ile rank			28	34	33

 Your Top Box percentage




 Large PG Database


 All DB

 Bedsizes 150-299


INPATIENT REPORT


HCAHPS Summary Information

Global DOMAIN Question	n	%	All DB N = 1751	Large PG DB N = 1061	150-299 Bed Grp N = 441	% Top Box
DISCHARGE	No	16%	20%	20%	21%	'Yes' 
	Yes	84%	80%	80%	79%	
			Top Box			
			%ile rank			
			78	80	81	
Screening Item						
Left hospital- destination						
Own home	124	80%	85%	85%	85%	
Another home	11	7%	5%	5%	5%	
Another facility	20	13%	10%	9%	10%	
Total	155					
Staff talk about help when you left	No	22	22%	23%	23%	'Yes' 
	Yes	113	84%	78%	77%	
Total	135					
			Top Box			
			%ile rank			
			84	87	87	
Info re symptoms/prob to look for						
No	21	16%	18%	18%	19%	'Yes' 
Yes	113	84%	82%	82%	81%	
Total	134					
			Top Box			
			%ile rank			
			61	63	67	
About You Item						
Rate overall health						
Excellent	19	12%	13%	14%	14%	
Very Good	43	28%	27%	28%	27%	
Good	51	33%	31%	31%	31%	
Fair	33	21%	22%	21%	21%	
Poor	10	6%	7%	7%	7%	
Total	156					
About You Item						
Highest grade or school completed						
<= 8th grade	9	6%	7%	6%	7%	
Some high school	9	6%	10%	10%	10%	
High school grad	60	39%	34%	32%	33%	
Some college	44	29%	27%	27%	27%	
4-yr coll. grad.	20	13%	11%	12%	11%	
4+ yrs college	11	7%	11%	13%	12%	
Total	153					

 Your Top Box percentage

 Large PG Database


 All DB

 Bedsizes 150-299


INPATIENT REPORT


HCAHPS Summary Information

Global DOMAIN Question	n	%	All DB N = 1751	Large PG DB N = 1061	150-299 Bed Grp N = 441	% Top Box
About You Item Spanish,Hispanic or Latino						
Yes	0	0%	0%	0%	0%	
No	0	0%	0%	0%	0%	
Not Span/Hisp/La	137	98%	92%	92%	92%	
Puerto Rican	0	0%	1%	1%	1%	
Mex,Mex Amer,Chi	2	1%	3%	3%	3%	
Cuban	0	0%	0%	0%	0%	
Other	1	1%	3%	3%	3%	
Total	140					
About You Item Race-White						
Yes	154	98%	84%	83%	84%	
No	3	2%	16%	17%	16%	
Total	157					
About You Item Race-Black or African American						
Yes	0	0%	7%	8%	8%	
No	157	100%	93%	92%	92%	
Total	157					
About You Item Race-Asian						
Yes	0	0%	2%	2%	2%	
No	157	100%	98%	98%	98%	
Total	157					
About You Item Race-Hawaiian or Pacific Islander						
Yes	0	0%	0%	0%	0%	
No	157	100%	100%	100%	100%	
Total	157					
About You Item Race-Ameri Indian Alaska Native						
Yes	2	1%	2%	1%	1%	
No	155	99%	98%	99%	99%	
Total	157					
About You Item Language mainly speak at home						
English	154	100%	96%	95%	95%	
Spanish	0	0%	3%	3%	3%	
Other	0	0%	1%	2%	2%	
Total	154					

 Your Top Box percentage

 Large PG Database

 All DB

 Bedsizes 150-299

INPATIENT REPORT

There is no data available for the requested report.