

INPATIENT REPORT


Filter Definition

Filter	Choice(s)
Discharge Date	From 04/01/2007 To 06/30/2007


INPATIENT REPORT


HCAHPS Summary Information

Global DOMAIN Question	n	%	All DB N = 1513	Large PG DB N = 962	150-299 Bed Grp N = 396	% Top Box
Global Rating Item Rate hospital 0-10						'9-10'
	0	0%	1%	1%	1%	72
	1	0%	0%	0%	0%	64
	2	0%	1%	1%	1%	63
	3	1%	1%	1%	1%	62
	4	0%	1%	1%	1%	
	5	3%	4%	4%	4%	
	6	2%	3%	3%	3%	
	7	5%	7%	8%	8%	
	8	17%	18%	19%	19%	
	9-10	121	64%	63%	62%	
	Total	169				
Top Box						
%ile rank			81	86	89	
Global Rating Item Recommend this hospital						'Definitely yes'
Definitely no	1	1%	2%	2%	2%	75
Probably no	1	1%	3%	3%	4%	68
Probably yes	41	24%	27%	26%	28%	68
Definitely yes	128	75%	68%	68%	66%	66
	Total	171				
Top Box						
%ile rank			75	75	80	
COMM W/ NURSES						'Always'
Never		0%	1%	1%	1%	75
Sometimes		3%	5%	5%	5%	74
Usually		21%	21%	22%	22%	72
Always		75%	74%	72%	72%	72
Top Box						
%ile rank			59	69	68	
Nurses treat with courtesy/respect						'Always'
Never	0	0%	0%	0%	0%	88
Sometimes	2	1%	3%	3%	4%	81
Usually	18	10%	15%	16%	16%	80
Always	153	88%	81%	80%	80%	80
	Total	173				
Top Box						
%ile rank			89	95	94	
Nurses listen carefully to you						'Always'
Never	1	1%	1%	1%	1%	68
Sometimes	8	5%	5%	6%	6%	70
Usually	47	27%	24%	25%	25%	68
Always	117	68%	70%	68%	68%	68
	Total	173				
Top Box						
%ile rank			37	44	45	

 Your Top Box percentage

 Large PG Database

 All DB

 Bedsizes 150-299

INPATIENT REPORT

HCAHPS Summary Information

Global DOMAIN Question	n	%	All DB N = 1513	Large PG DB N = 962	150-299 Bed Grp N = 396	% Top Box
Nurses expl in way you understand						'Always'
Never	1	1%	1%	1%	1%	
Sometimes	6	3%	6%	6%	6%	
Usually	45	26%	23%	24%	24%	
Always	121	70%	70%	69%	69%	
Total	173					
Top Box						
%ile rank			49	55	54	
RESPONSE OF HOSP STAFF						'Always'
Never		1%	3%	4%	4%	
Sometimes		8%	10%	11%	11%	
Usually		31%	27%	28%	28%	
Always		60%	60%	58%	58%	
Top Box						
%ile rank			47	57	54	
Screening Item						
Never pressed call button						
Checked	26	15%	14%	14%	14%	
Unchecked	149	85%	86%	86%	86%	
Total	175					
Call button help soon as wanted it						'Always'
Never	0	0%	2%	2%	2%	
Sometimes	10	7%	10%	11%	11%	
Usually	54	38%	30%	31%	31%	
Always	80	56%	58%	56%	56%	
Total	144					
Top Box						
%ile rank			39	49	48	
Screening Item						
Need help bathroom/using bedpan						
Yes	95	58%	52%	51%	51%	
No	68	42%	48%	49%	49%	
Total	163					
Help toileting soon as you wanted						'Always'
Never	2	2%	5%	5%	5%	
Sometimes	9	9%	9%	10%	10%	
Usually	26	25%	24%	25%	24%	
Always	65	64%	62%	60%	60%	
Total	102					
Top Box						
%ile rank			57	65	60	
COMM W/ DOCTORS						'Always'
Never		0%	1%	1%	1%	
Sometimes		3%	4%	4%	4%	
Usually		18%	16%	17%	17%	
Always		79%	79%	78%	78%	
Top Box						
%ile rank			46	53	56	

Your Top Box percentage

Large PG Database


All DB

Bedsizes 150-299


INPATIENT REPORT


HCAHPS Summary Information

Global DOMAIN Question	n	%	All DB N = 1513	Large PG DB N = 962	150-299 Bed Grp N = 396	% Top Box
Doctors treat with courtesy/respect						'Always'
Never	1	1%	1%	1%	1%	87
Sometimes	5	3%	2%	3%	3%	86
Usually	16	9%	11%	12%	12%	85
Always	147	87%	86%	85%	85%	85
Total	169					
Top Box						
%ile rank			56	65	65	
Doctors listen carefully to you						'Always'
Never	0	0%	1%	1%	1%	78
Sometimes	5	3%	4%	4%	5%	77
Usually	32	19%	17%	18%	18%	76
Always	129	78%	77%	76%	76%	76
Total	166					
Top Box						
%ile rank			50	57	59	
Doctors expl in way you understand						'Always'
Never	0	0%	1%	1%	1%	71
Sometimes	5	3%	5%	5%	5%	73
Usually	43	26%	20%	21%	21%	72
Always	120	71%	73%	72%	72%	72
Total	168					
Top Box						
%ile rank			37	42	45	
HOSPITAL ENVIRONMENT						'Always'
Never		1%	3%	3%	3%	71
Sometimes		4%	9%	10%	10%	61
Usually		23%	27%	28%	28%	58
Always		71%	61%	58%	59%	59
Top Box						
%ile rank			91	97	97	
Room and bathroom kept clean						'Always'
Never	1	1%	2%	2%	2%	83
Sometimes	6	4%	7%	8%	8%	69
Usually	22	13%	22%	23%	22%	66
Always	142	83%	69%	66%	67%	67
Total	171					
Top Box						
%ile rank			94	99	99	
Area around room quiet at night						'Always'
Never	3	2%	4%	4%	4%	60
Sometimes	8	5%	11%	12%	12%	52
Usually	57	34%	33%	34%	34%	50
Always	101	60%	52%	50%	50%	50
Total	169					
Top Box						
%ile rank			76	85	86	
PAIN						'Always'
Never		2%	1%	1%	1%	66
Sometimes		4%	6%	6%	7%	68
Usually		28%	24%	25%	25%	67
Always		66%	68%	67%	67%	67
Top Box						
%ile rank			33	36	36	

 Your Top Box percentage

 Large PG Database


 All DB

 Bedsizes 150-299


INPATIENT REPORT


HCAHPS Summary Information

Global DOMAIN	Question	n	%	All DB N = 1513	Large PG DB N = 962	150-299 Bed Grp N = 396	% Top Box
Screening Item	Need medicine for pain						
	Yes	110	66%	70%	70%	69%	
	No	57	34%	30%	30%	31%	
	Total	167					
Pain well controlled	Never	3	3%	1%	1%	1%	57
	Sometimes	5	4%	7%	7%	8%	61
	Usually	41	36%	30%	30%	30%	61
	Always	66	57%	61%	61%	61%	61
	Total	115					
	Top Box						
	%ile rank			27	27	27	
Staff do everything help with pain	Never	1	1%	1%	1%	1%	74
	Sometimes	5	4%	5%	5%	6%	75
	Usually	23	20%	19%	19%	19%	74
	Always	84	74%	75%	74%	74%	74
	Total	113					
	Top Box						
	%ile rank			40	46	46	
COMM RE MED	Never		10%	13%	14%	14%	64
	Sometimes		8%	10%	10%	10%	58
	Usually		18%	19%	19%	20%	56
	Always		64%	58%	56%	56%	56
	Total						
	Top Box						
	%ile rank			83	90	92	
Screening Item	Given medicine had not taken before						
	Yes	95	59%	61%	62%	61%	
	No	65	41%	39%	38%	39%	
	Total	160					
Tell you what new medicine was for	Never	4	4%	4%	4%	4%	77
	Sometimes	7	7%	8%	8%	8%	70
	Usually	12	12%	18%	18%	18%	70
	Always	78	77%	70%	70%	69%	69
	Total	101					
	Top Box						
	%ile rank			84	90	90	
Staff describe medicine side effect	Never	17	17%	22%	23%	24%	50
	Sometimes	9	9%	12%	12%	12%	45
	Usually	24	24%	21%	21%	21%	43
	Always	50	50%	45%	43%	43%	43
	Total	100					
	Top Box						
	%ile rank			77	85	86	

 Your Top Box percentage

 Large PG Database

 All DB

 Bedsizes 150-299

INPATIENT REPORT

HCAHPS Summary Information

Global DOMAIN Question	n	%	All DB N = 1513	Large PG DB N = 962	150-299 Bed Grp N = 396	% Top Box	
DISCHARGE	No	23%	22%	22%	22%		
	Yes	77%	78%	78%	78%		
Top Box			42	40	44		
%ile rank							
Screening Item Left hospital- destination	Own home	140	82%	86%	86%	86%	
	Another home	13	8%	5%	5%	5%	
	Another facility	17	10%	9%	9%	9%	
	Total	170					
Staff talk about help when you left	No	41	28%	23%	24%	24%	
	Yes	105	72%	77%	76%	76%	
	Total	146					
	Top Box			23	23	26	
%ile rank							
Info re symptoms/prob to look for	No	25	17%	20%	20%	21%	
	Yes	122	83%	80%	80%	79%	
	Total	147					
	Top Box			63	62	67	
%ile rank							
About You Item Rate overall health	Excellent	15	9%	13%	13%	13%	
	Very Good	45	27%	26%	27%	27%	
	Good	68	40%	31%	31%	31%	
	Fair	31	18%	22%	21%	22%	
	Poor	9	5%	7%	7%	7%	
	Total	168					
About You Item Highest grade or school completed	<= 8th grade	7	4%	7%	6%	6%	
	Some high school	9	5%	11%	10%	10%	
	High school grad	56	34%	34%	33%	34%	
	Some college	59	35%	26%	27%	26%	
	4-yr coll. grad.	13	8%	11%	12%	11%	
	4+ yrs college	23	14%	11%	12%	11%	
	Total	167					

Your Top Box percentage

Large PG Database


All DB

Bedsizes 150-299


INPATIENT REPORT


HCAHPS Summary Information

Global DOMAIN Question	n	%	All DB N = 1513	Large PG DB N = 962	150-299 Bed Grp N = 396	% Top Box
About You Item Spanish,Hispanic or Latino						
Yes	0	0%	0%	0%	N<7	
No	0	0%	0%	0%	N<7	
Not Span/Hisp/La	147	99%	93%	92%	93%	
Puerto Rican	0	0%	1%	1%	1%	
Mex,Mex Amer,Chi	1	1%	3%	3%	3%	
Cuban	1	1%	0%	0%	0%	
Other	0	0%	3%	3%	3%	
Total	149					
About You Item Race-White						
Yes	168	96%	85%	84%	85%	
No	7	4%	15%	16%	15%	
Total	175					
About You Item Race-Black or African American						
Yes	1	1%	7%	7%	7%	
No	174	99%	93%	93%	93%	
Total	175					
About You Item Race-Asian						
Yes	0	0%	2%	2%	2%	
No	175	100%	98%	98%	98%	
Total	175					
About You Item Race-Hawaiian or Pacific Islander						
Yes	0	0%	0%	0%	0%	
No	175	100%	100%	100%	100%	
Total	175					
About You Item Race-Ameri Indian Alaska Native						
Yes	4	2%	2%	1%	1%	
No	171	98%	98%	99%	99%	
Total	175					
About You Item Language mainly speak at home						
English	170	100%	96%	95%	96%	
Spanish	0	0%	3%	3%	3%	
Other	0	0%	1%	2%	1%	
Total	170					

 Your Top Box percentage

 Large PG Database

 All DB

 Bedsizes 150-299

INPATIENT REPORT

There is no data available for the requested report.