

INPATIENT REPORT

Filter Definition

Filter	Choice(s)
Discharge Date	From 10/01/2009 To 12/31/2009

Benchmarking Definition

Benchmarking Period	10/01/2009 To 12/31/2009
---------------------	--------------------------

INPATIENT REPORT

CAHPS Summary Information

Global DOMAIN	Question	n	%	All DB N = 1839	Large PG DB N = 1069	150-299 Bed Grp N = 448	% Top Box	
Global Rating Item	Rate hospital 0-10						'9-10'	
		0	2	1%	1%	1%	1%	
		1	1	1%	0%	0%	0%	
		2	1	1%	1%	1%	1%	
		3	0	0%	1%	1%	1%	
		4	2	1%	1%	1%	1%	
		5	6	4%	3%	3%	3%	
		6	5	3%	3%	3%	3%	
		7	11	7%	7%	7%	7%	
		8	32	22%	17%	18%	18%	
	9-10	88	59%	66%	66%	64%		
	Total	148						
Top Box								
%ile rank				21	21	27		
Global Rating Item	Recommend this hospital						'Definitely yes'	
	Definitely no	1	1%	2%	2%	2%		
	Probably no	7	5%	3%	3%	3%		
	Probably yes	46	31%	25%	25%	27%		
	Definitely yes	95	64%	69%	70%	68%		
	Total	149						
Top Box								
%ile rank				27	24	32		
COMM W/ NURSES	Never		1%	1%	1%	1%		
	Sometimes		3%	4%	5%	5%		
	Usually		23%	19%	20%	20%		
	Always		73%	75%	74%	74%		
Top Box								
%ile rank				28	33	34		
Nurses treat with courtesy/respect	Never	1	1%	0%	0%	0%		
	Sometimes	2	1%	3%	3%	3%		
	Usually	31	20%	14%	14%	14%		
	Always	119	78%	83%	82%	82%		
	Total	153						
Top Box								
%ile rank				15	18	20		
Nurses listen carefully to you	Never	1	1%	1%	1%	1%		
	Sometimes	8	5%	5%	5%	5%		
	Usually	37	24%	22%	23%	23%		
	Always	106	70%	72%	71%	70%		
	Total	152						
Top Box								
%ile rank				36	42	42		

Your Top Box percentage

Large PG Database

All DB

Bedsizes 150-299

INPATIENT REPORT

CAHPS Summary Information

Global DOMAIN Question	n	%	All DB N = 1839	Large PG DB N = 1069	150-299 Bed Grp N = 448	% Top Box
Nurses expl in way you understand						'Always'
Never	3	2%	1%	1%	1%	71
Sometimes	4	3%	5%	6%	6%	71
Usually	37	25%	22%	23%	23%	71
Always	106	71%	71%	71%	70%	70
Total	150					
Top Box						
%ile rank			45	50	50	
RESPONSE OF HOSP STAFF						'Always'
Never		2%	3%	3%	3%	54
Sometimes		8%	9%	10%	10%	62
Usually		36%	26%	27%	27%	59
Always		54%	62%	59%	59%	59
Top Box						
%ile rank			17	20	21	
<u>Screening Item</u>						
Never pressed call button						
Checked	13	8%	13%	13%	13%	
Unchecked	141	92%	87%	87%	87%	
Total	154					
Call button help soon as wanted it						'Always'
Never	4	3%	2%	2%	2%	51
Sometimes	13	9%	9%	10%	10%	60
Usually	53	37%	29%	31%	30%	57
Always	72	51%	60%	57%	58%	58
Total	142					
Top Box						
%ile rank			15	18	18	
<u>Screening Item</u>						
Need help bathroom/using bedpan						
Yes	100	68%	54%	53%	54%	
No	47	32%	46%	47%	46%	
Total	147					
Help toileting soon as you wanted						'Always'
Never	1	1%	4%	5%	5%	57
Sometimes	7	7%	9%	10%	10%	63
Usually	38	36%	23%	24%	24%	61
Always	61	57%	63%	61%	62%	62
Total	107					
Top Box						
%ile rank			22	26	26	
COMM W/ DOCTORS						'Always'
Never		2%	1%	1%	1%	77
Sometimes		4%	4%	4%	4%	79
Usually		18%	16%	17%	17%	78
Always		77%	79%	78%	78%	78
Top Box						
%ile rank			29	35	40	

Your Top Box percentage

Large PG Database

All DB

Bedsizes 150-299

INPATIENT REPORT

CAHPS Summary Information

Global DOMAIN	Question	n	%	All DB N = 1839	Large PG DB N = 1069	150-299 Bed Grp N = 448	% Top Box
Doctors treat with courtesy/respect	Never	2	1%	1%	1%	1%	'Always' 86 86 85 85
	Sometimes	5	3%	3%	3%	3%	
	Usually	14	9%	11%	12%	12%	
	Always	131	86%	86%	85%	85%	
	Total	152					
Top Box							
%ile rank				49	59	60	
Doctors listen carefully to you	Never	5	3%	1%	1%	1%	'Always' 75 78 77 76
	Sometimes	4	3%	4%	5%	5%	
	Usually	29	19%	17%	18%	18%	
	Always	115	75%	78%	77%	76%	
	Total	153					
Top Box							
%ile rank				31	38	41	
Doctors expl in way you understand	Never	3	2%	1%	1%	2%	'Always' 68 74 73 72
	Sometimes	7	5%	5%	5%	5%	
	Usually	38	25%	20%	20%	21%	
	Always	104	68%	74%	73%	72%	
	Total	152					
Top Box							
%ile rank				17	18	23	
HOSPITAL ENVIRONMENT	Never		1%	2%	3%	3%	'Always' 70 63 60 60
	Sometimes		7%	8%	9%	9%	
	Usually		22%	26%	27%	27%	
	Always		70%	63%	60%	60%	
	Total		152				
Top Box							
%ile rank				81	94	94	
Room and bathroom kept clean	Never	3	2%	2%	2%	2%	'Always' 77 71 68 69
	Sometimes	10	7%	7%	8%	7%	
	Usually	22	14%	20%	22%	21%	
	Always	117	77%	71%	68%	69%	
	Total	152					
Top Box							
%ile rank				76	90	88	
Area around room quiet at night	Never	1	1%	3%	3%	4%	'Always' 63 55 52 52
	Sometimes	10	7%	10%	11%	11%	
	Usually	45	30%	32%	33%	33%	
	Always	96	63%	55%	52%	52%	
	Total	152					
Top Box							
%ile rank				78	88	89	
PAIN	Never		0%	1%	1%	1%	'Always' 65 69 69 68
	Sometimes		6%	6%	6%	6%	
	Usually		30%	24%	24%	24%	
	Always		65%	69%	69%	68%	
	Total		152				
Top Box							
%ile rank				20	21	25	

Your Top Box percentage

Large PG Database


All DB

Bedsizes 150-299


INPATIENT REPORT


CAHPS Summary Information

Global DOMAIN	Question	n	%	All DB N = 1839	Large PG DB N = 1069	150-299 Bed Grp N = 448	% Top Box
Screening Item	Need medicine for pain						
	Yes	115	77%	71%	72%	71%	
	No	34	23%	29%	28%	29%	
	Total	149					
Pain well controlled	Never	0	0%	1%	1%	2%	53
	Sometimes	8	7%	7%	7%	7%	62
	Usually	48	41%	30%	30%	30%	62
	Always	62	53%	62%	62%	61%	61
	Total	118					
	Top Box						
	%ile rank			8	6	8	
Staff do everything help with pain	Never	0	0%	1%	1%	1%	76
	Sometimes	6	5%	5%	5%	5%	76
	Usually	22	18%	18%	18%	18%	75
	Always	91	76%	76%	75%	75%	75
	Total	119					
	Top Box						
	%ile rank			49	56	55	
COMM RE MED	Never		11%	12%	13%	13%	58
	Sometimes		8%	9%	10%	10%	60
	Usually		23%	19%	19%	19%	58
	Always		58%	60%	58%	58%	58
	Total						
	Top Box						
	%ile rank			39	44	45	
Screening Item	Given medicine had not taken before						
	Yes	95	65%	61%	62%	62%	
	No	51	35%	39%	38%	38%	
	Total	146					
Tell you what new medicine was for	Never	5	5%	4%	4%	4%	73
	Sometimes	7	7%	7%	8%	8%	73
	Usually	15	15%	17%	17%	17%	72
	Always	74	73%	73%	72%	71%	71
	Total	101					
	Top Box						
	%ile rank			53	59	60	
Staff describe medicine side effect	Never	17	17%	20%	22%	22%	43
	Sometimes	10	10%	12%	12%	12%	47
	Usually	32	31%	21%	21%	21%	45
	Always	44	43%	47%	45%	46%	46
	Total	103					
	Top Box						
	%ile rank			31	37	37	

 Your Top Box percentage

 Large PG Database

 All DB

 Bedsizes 150-299

INPATIENT REPORT

CAHPS Summary Information

Global DOMAIN Question	n	%	All DB N = 1839	Large PG DB N = 1069	150-299 Bed Grp N = 448	% Top Box	
DISCHARGE	No	12%	19%	19%	20%	'Yes' 	
	Yes	88%	81%	81%	80%		
	Top Box %ile rank			92	95		96
Screening Item							
Left hospital- destination							
	Own home	116	77%	84%	85%	85%	
	Another home	8	5%	5%	5%	5%	
	Another facility	27	18%	11%	10%	11%	
	Total	151					
Staff talk about help when you left							
	No	18	14%	21%	21%	22%	'Yes'
	Yes	113	86%	79%	79%	78%	
	Total	131					
Top Box %ile rank			88	93	93		
Info re symptoms/prob to look for							
	No	12	10%	17%	17%	18%	'Yes'
	Yes	114	90%	83%	83%	82%	
	Total	126					
Top Box %ile rank			90	92	94		
About You Item							
Rate overall health							
	Excellent	16	11%	13%	13%	13%	
	Very Good	38	25%	26%	27%	27%	
	Good	47	31%	31%	31%	32%	
	Fair	38	25%	22%	21%	22%	
	Poor	12	8%	8%	7%	7%	
	Total	151					
About You Item							
Highest grade or school completed							
	<= 8th grade	16	11%	7%	6%	6%	
	Some high school	11	7%	10%	10%	10%	
	High school grad	48	32%	34%	33%	34%	
	Some college	40	27%	27%	28%	27%	
	4-yr coll. grad.	14	9%	11%	12%	11%	
	4+ yrs college	19	13%	11%	12%	11%	
	Total	148					

Your Top Box percentage

Large PG Database


All DB

Bedsizes 150-299


INPATIENT REPORT


CAHPS Summary Information

Global DOMAIN Question	n	%	All DB N = 1839	Large PG DB N = 1069	150-299 Bed Grp N = 448	% Top Box
About You Item Spanish,Hispanic or Latino						
Yes	0	0%	0%	0%	N<7	
No	0	0%	0%	0%	N<7	
Not Span/Hisp/La	136	96%	93%	92%	93%	
Puerto Rican	1	1%	1%	1%	1%	
Mex,Mex Amer,Chi	2	1%	3%	3%	3%	
Cuban	0	0%	0%	0%	0%	
Other	2	1%	3%	3%	3%	
Total	141					
About You Item Race-White						
Yes	146	95%	84%	83%	83%	
No	8	5%	16%	17%	17%	
Total	154					
About You Item Race-Black or African American						
Yes	0	0%	7%	9%	8%	
No	154	100%	93%	91%	92%	
Total	154					
About You Item Race-Asian						
Yes	1	1%	2%	2%	2%	
No	153	99%	98%	98%	98%	
Total	154					
About You Item Race-Hawaiian or Pacific Islander						
Yes	0	0%	0%	0%	0%	
No	154	100%	100%	100%	100%	
Total	154					
About You Item Race-Ameri Indian Alaska Native						
Yes	5	3%	2%	2%	2%	
No	149	97%	98%	98%	98%	
Total	154					
About You Item Language mainly speak at home						
English	146	99%	96%	95%	96%	
Spanish	1	1%	3%	3%	3%	
Other	1	1%	1%	2%	2%	
Total	148					

 Your Top Box percentage

 Large PG Database

 All DB

 Bedsizes 150-299