

INPATIENT REPORT


Filter Definition

Filter	Choice(s)
Discharge Date	From 10/01/2007 To 12/31/2007


INPATIENT REPORT


HCAHPS Summary Information

Global DOMAIN	Question	n	%	All DB N = 1650	Large PG DB N = 1027	150-299 Bed Grp N = 417	% Top Box
Global Rating Item	Rate hospital 0-10						'9-10'
		0	0	1%	1%	1%	65
		1	1	0%	0%	1%	63
		2	0	0%	0%	1%	62
		3	2	2%	1%	1%	61
		4	0	0%	1%	1%	
		5	2	2%	3%	4%	
		6	1	1%	3%	3%	
		7	9	9%	8%	8%	
		8	18	19%	18%	19%	
	9-10	62	65%	63%	62%	61%	
	Total	95					
Top Box							
%ile rank				57	63	69	
Global Rating Item	Recommend this hospital						'Definitely yes'
	Definitely no	1	1%	2%	2%	2%	63
	Probably no	2	2%	3%	4%	4%	67
	Probably yes	33	34%	27%	27%	28%	67
	Definitely yes	60	63%	67%	67%	65%	65
	Total	96					
Top Box							
%ile rank				30	30	38	
COMM W/ NURSES	Never		0%	1%	1%	1%	'Always'
	Sometimes		6%	5%	5%	5%	72
	Usually		22%	21%	22%	22%	74
	Always		72%	74%	72%	72%	72
	Total		95				
Top Box							
%ile rank				39	47	45	
Nurses treat with courtesy/respect	Never	0	0%	0%	0%	0%	'Always'
	Sometimes	3	3%	3%	4%	4%	80
	Usually	16	17%	15%	16%	16%	81
	Always	76	80%	81%	80%	80%	80
	Total	95					
Top Box							
%ile rank				38	47	45	
Nurses listen carefully to you	Never	0	0%	1%	1%	1%	'Always'
	Sometimes	8	8%	5%	6%	6%	66
	Usually	24	25%	24%	25%	25%	70
	Always	63	66%	70%	68%	68%	68
	Total	95					
Top Box							
%ile rank				29	36	35	

 Your Top Box percentage

 Large PG Database

 All DB

 Bedsizes 150-299

INPATIENT REPORT

HCAHPS Summary Information

Global DOMAIN	Question	n	%	All DB N = 1650	Large PG DB N = 1027	150-299 Bed Grp N = 417	% Top Box
Nurses expl in way you understand	Never	0	0%	1%	1%	1%	'Always'
	Sometimes	6	6%	6%	6%	6%	
	Usually	22	23%	23%	24%	24%	
	Always	66	70%	70%	69%	69%	
	Total	94					
Top Box							
%ile rank				51	58	57	
RESPONSE OF HOSP STAFF	Never		2%	3%	4%	4%	'Always'
	Sometimes		12%	10%	11%	11%	
	Usually		23%	27%	28%	28%	
	Always		63%	60%	58%	58%	
	Total						
Top Box							
%ile rank				61	74	73	
<u>Screening Item</u> Never pressed call button	Checked	7	7%	14%	14%	14%	
	Unchecked	89	93%	86%	86%	86%	
	Total	96					
Call button help soon as wanted it	Never	1	1%	2%	2%	2%	'Always'
	Sometimes	13	15%	10%	11%	11%	
	Usually	23	26%	30%	31%	31%	
	Always	51	58%	58%	56%	56%	
	Total	88					
Top Box							
%ile rank				50	62	59	
<u>Screening Item</u> Need help bathroom/using bedpan	Yes	52	56%	53%	52%	52%	
	No	41	44%	47%	48%	48%	
	Total	93					
Help toileting soon as you wanted	Never	2	4%	5%	5%	5%	'Always'
	Sometimes	5	9%	10%	11%	10%	
	Usually	11	20%	24%	24%	24%	
	Always	38	68%	62%	60%	60%	
	Total	56					
Top Box							
%ile rank				73	83	83	
COMM W/ DOCTORS	Never		0%	1%	1%	1%	'Always'
	Sometimes		1%	4%	4%	4%	
	Usually		13%	16%	17%	17%	
	Always		86%	79%	78%	78%	
	Total						
Top Box							
%ile rank				90	96	96	

Your Top Box percentage

Large PG Database


All DB

Bedsizes 150-299


INPATIENT REPORT


HCAHPS Summary Information

Global DOMAIN	Question	n	%	All DB N = 1650	Large PG DB N = 1027	150-299 Bed Grp N = 417	% Top Box
	Doctors treat with courtesy/respect						'Always'
	Never	0	0%	1%	1%	1%	93
	Sometimes	0	0%	2%	3%	3%	86
	Usually	7	7%	11%	12%	12%	85
	Always	89	93%	86%	85%	85%	85
	Total	96					
	Top Box						
	%ile rank			92	96	97	
	Doctors listen carefully to you						'Always'
	Never	0	0%	1%	1%	1%	85
	Sometimes	2	2%	4%	4%	5%	77
	Usually	12	13%	17%	18%	18%	76
	Always	82	85%	77%	76%	76%	76
	Total	96					
	Top Box						
	%ile rank			91	96	96	
	Doctors expl in way you understand						'Always'
	Never	0	0%	1%	1%	2%	79
	Sometimes	1	1%	5%	5%	5%	73
	Usually	19	20%	20%	21%	21%	72
	Always	75	79%	73%	72%	72%	72
	Total	95					
	Top Box						
	%ile rank			80	87	87	
HOSPITAL ENVIRONMENT							
	Room and bathroom kept clean						'Always'
	Never	1	1%	3%	3%	3%	66
	Sometimes	4	4%	9%	10%	10%	61
	Usually	20	22%	27%	28%	28%	58
	Always	68	66%	61%	58%	59%	59
	Total	93					
	Top Box						
	%ile rank			72	86	87	
	Area around room quiet at night						'Always'
	Never	0	0%	3%	4%	4%	58
	Sometimes	10	11%	11%	12%	12%	53
	Usually	30	32%	33%	34%	34%	51
	Always	55	58%	53%	51%	50%	50
	Total	95					
	Top Box						
	%ile rank			69	79	81	
PAIN							
	PAIN						'Always'
	Never		3%	1%	1%	1%	55
	Sometimes		8%	6%	7%	7%	68
	Usually		34%	24%	25%	25%	67
	Always		55%	68%	67%	67%	67
	Total						
	Top Box						
	%ile rank			2	2	4	

 Your Top Box percentage

 Large PG Database


 All DB

 Bedsizes 150-299


INPATIENT REPORT


HCAHPS Summary Information

Global DOMAIN	Question	n	%	All DB N = 1650	Large PG DB N = 1027	150-299 Bed Grp N = 417	% Top Box
Screening Item	Need medicine for pain						
	Yes	61	66%	72%	72%	71%	
	No	31	34%	28%	28%	29%	
	Total	92					
Pain well controlled	Never	3	5%	1%	1%	2%	'Always' 45
	Sometimes	7	11%	7%	8%	8%	61
	Usually	26	39%	30%	30%	30%	60
	Always	30	45%	61%	60%	60%	60
	Total	66					
	Top Box	%ile rank			2	1	1
Staff do everything help with pain	Never	1	2%	1%	1%	1%	'Always' 64
	Sometimes	4	6%	5%	6%	6%	75
	Usually	19	29%	19%	19%	19%	74
	Always	42	64%	75%	74%	74%	74
	Total	66					
	Top Box	%ile rank			5	5	6
COMM RE MED	Never		7%	13%	14%	14%	'Always' 65
	Sometimes		8%	10%	10%	10%	58
	Usually		21%	19%	19%	19%	57
	Always		65%	58%	57%	57%	57
	Total						
Top Box	%ile rank			84	92	91	
Screening Item	Given medicine had not taken before						
	Yes	61	67%	61%	62%	61%	
	No	30	33%	39%	38%	39%	
	Total	91					
Tell you what new medicine was for	Never	2	3%	4%	4%	4%	'Always' 72
	Sometimes	5	7%	8%	8%	8%	71
	Usually	12	18%	17%	18%	17%	70
	Always	49	72%	71%	70%	70%	70
	Total	68					
	Top Box	%ile rank			54	61	58
Staff describe medicine side effect	Never	7	10%	22%	23%	23%	'Always' 57
	Sometimes	6	9%	12%	13%	12%	45
	Usually	16	24%	21%	21%	21%	43
	Always	39	57%	45%	43%	43%	43
	Total	68					
	Top Box	%ile rank			93	98	98

 Your Top Box percentage




 Large PG Database


 All DB

 Bedsizes 150-299

INPATIENT REPORT


HCAHPS Summary Information

Global DOMAIN Question	n	%	All DB N = 1650	Large PG DB N = 1027	150-299 Bed Grp N = 417	% Top Box
DISCHARGE	No	18%	21%	21%	22%	'Yes' 
	Yes	82%	79%	79%	78%	
			Top Box			
			%ile rank			
			70	73	75	
Screening Item						
Left hospital- destination						
Own home	83	87%	85%	86%	85%	
Another home	5	5%	5%	5%	5%	
Another facility	7	7%	10%	9%	10%	
Total	95					
Staff talk about help when you left	No	16	23%	24%	24%	'Yes' 
	Yes	69	77%	76%	76%	
Total	85	81%				
			Top Box			
			%ile rank			
			73	78	79	
Info re symptoms/prob to look for						
No	14	17%	19%	19%	20%	'Yes' 
Yes	70	83%	81%	81%	80%	
Total	84					
			Top Box			
			%ile rank			
			61	61	64	
About You Item						
Rate overall health						
Excellent	9	10%	13%	14%	13%	
Very Good	25	27%	27%	28%	27%	
Good	34	37%	31%	31%	31%	
Fair	20	22%	22%	21%	21%	
Poor	5	5%	7%	7%	7%	
Total	93					
About You Item						
Highest grade or school completed						
<= 8th grade	12	13%	7%	6%	6%	
Some high school	5	5%	11%	10%	11%	
High school grad	37	41%	34%	32%	33%	
Some college	23	25%	27%	28%	27%	
4-yr coll. grad.	10	11%	11%	12%	11%	
4+ yrs college	4	4%	11%	12%	11%	
Total	91					

 Your Top Box percentage

 Large PG Database


 All DB

 Bedsizes 150-299


INPATIENT REPORT


HCAHPS Summary Information

Global DOMAIN Question	n	%	All DB N = 1650	Large PG DB N = 1027	150-299 Bed Grp N = 417	% Top Box
About You Item Spanish,Hispanic or Latino						
Yes	0	0%	0%	0%	0%	
No	0	0%	0%	0%	0%	
Not Span/Hisp/La Puerto Rican	80	98%	92%	92%	92%	
Mex,Mex Amer,Chi	0	0%	1%	1%	1%	
Cuban	1	1%	3%	3%	3%	
Other	0	0%	0%	0%	0%	
Total	1	1%	3%	3%	3%	
Total	82					
About You Item Race-White						
Yes	93	97%	85%	84%	84%	
No	3	3%	15%	16%	16%	
Total	96					
About You Item Race-Black or African American						
Yes	1	1%	7%	8%	7%	
No	95	99%	93%	92%	93%	
Total	96					
About You Item Race-Asian						
Yes	1	1%	2%	2%	2%	
No	95	99%	98%	98%	98%	
Total	96					
About You Item Race-Hawaiian or Pacific Islander						
Yes	1	1%	0%	0%	0%	
No	95	99%	100%	100%	100%	
Total	96					
About You Item Race-Ameri Indian Alaska Native						
Yes	3	3%	2%	1%	1%	
No	93	97%	98%	99%	99%	
Total	96					
About You Item Language mainly speak at home						
English	95	100%	95%	95%	95%	
Spanish	0	0%	3%	3%	3%	
Other	0	0%	2%	2%	2%	
Total	95					

 Your Top Box percentage

 Large PG Database

 All DB

 Bedsizes 150-299

INPATIENT REPORT

There is no data available for the requested report.